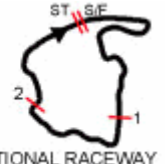


AMA PRO ROAD RACING
 SUZUKI WHITE LIGHTNING AMA PRO SUPERBIKE NATIONALS
 VIRGINIA INTERNATIONAL RACEWAY - ALTON, VA
 ROUND 13 OF 18 - AUGUST 13-15, 2010
 AMA Pro Daytona SportBike presented by AMSOIL

7C



VIRGINIA INTERNATIONAL RACEWAY

INDIVIDUAL TIMES - DAYTONA SPORTBIKE RACE 1

1 Danny Eslick
Suzuki GSX-R600

LAP	SEG 1	SEG 2	SEG 3	SPEED	LAPTIME
0	5:50.705	30.972	5:19.733	-	-
0	56.140	29.247	1:35.429	47.11	3:00.816
1	46.685	25.827	20.147	47.03	1:32.658
2	43.024	25.473	20.042	146.03	1:28.539
3	42.914	25.470	20.014	152.06	1:28.398
4	42.861	26.018	19.960	152.91	1:28.840
5	43.037	25.511	19.892	153.11	1:28.440
6	42.933	25.584	19.909	153.42	1:28.426
7	42.126	25.518	20.002	152.36	1:27.646
8	42.457	25.671	20.365	151.68	1:28.493
9	42.523	25.532	20.323	146.85	1:28.378
10	42.830	25.690	20.319	145.94	1:28.839
11	42.664	25.578	20.298	147.07	1:28.540
12	42.691	25.652	20.367	149.33	1:28.710
13	42.875	25.474	20.256	157.32	1:28.604
14	42.952	25.884	20.065	148.54	1:28.900
14	42.996	25.603	20.432	-	1:29.031
14	1:06.427	37.917	47.478	-	2:33.823
14	10:58.170	30.586	1:17.336	-	12:46.092
15	42.610	25.624	20.289	153.08	1:28.524
15	46.236	25.819	20.468	50.50	1:32.523
16	42.803	25.804	20.364	147.55	1:28.971
17	43.100	25.836	20.370	148.90	1:29.306
18	43.137	25.731	20.393	149.69	1:29.261
19	42.872	25.867	20.464	148.84	1:29.203
20	44.045	25.904	20.055	148.64	1:30.003
21	43.159	25.675	20.122	152.09	1:28.956
22	42.862	25.627	20.104	152.77	1:28.593
23	42.661	25.785	20.135	152.46	1:28.581
AVG	43.169	25.832	20.197	138.21	1:29.055
IDEAL	42.126	25.470	19.892	157.32	1:27.487

2 Dane Westby
Yamaha YZF-R6

LAP	SEG 1	SEG 2	SEG 3	SPEED	LAPTIME
0	58.737	28.036	5:23.160	-	6:49.933
0	49.584	28.798	1:38.730	66.82	2:57.112
1	46.758	26.160	20.455	68.11	1:33.372
2	43.165	25.672	20.326	150.28	1:29.163
3	43.266	25.785	20.375	149.19	1:29.426
4	43.322	25.828	20.375	148.80	1:29.525
5	43.163	25.834	20.495	149.13	1:29.492
6	43.251	25.937	20.477	148.29	1:29.665
7	43.345	25.858	20.346	146.22	1:29.549
8	43.022	25.815	20.402	148.61	1:29.239
9	43.415	25.786	20.608	148.64	1:29.809
10	43.745	25.751	20.555	148.41	1:30.050
11	43.644	26.188	20.628	147.55	1:30.460
12	43.424	25.878	20.569	147.58	1:29.870
13	43.658	25.923	20.579	159.68	1:30.159
14	43.629	25.855	20.618	147.74	1:30.101
14	44.509	33.448	12.12.791	-	13:30.748

14	1:02.450	28.736	1:28.077	-	2:59.263
15	43.691	25.904	20.648	147.90	1:30.243
15	47.617	26.139	20.403	60.07	1:34.158
16	43.509	25.820	20.522	151.05	1:29.852
17	43.738	26.243	20.529	149.06	1:30.510
18	43.578	25.977	20.736	151.62	1:30.291
19	43.699	26.155	20.598	149.26	1:30.452
20	43.796	26.173	20.788	148.41	1:30.757
21	43.727	26.863	20.531	147.90	1:31.121
22	43.818	26.272	20.801	153.39	1:30.891
23	44.128	26.086	20.853	148.00	1:31.066
AVG	44.068	26.182	20.551	139.27	1:30.384
IDEAL	43.022	25.672	20.326	159.68	1:29.020

4 Clinton Seller
Yamaha YZF-R6

LAP	SEG 1	SEG 2	SEG 3	SPEED	LAPTIME
0	59.885	34.675	5:24.304	-	6:58.864
0	49.485	29.294	1:39.952	56.14	2:58.731
1	46.648	25.760	20.077	55.37	1:32.486
2	43.318	25.247	19.902	152.23	1:28.468
AVG	46.484	26.767	19.989	87.91	1:30.477
IDEAL	43.318	25.247	19.902	152.23	1:28.468

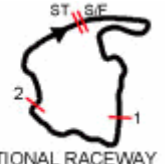
6 Tommy Aquino
Yamaha YZF-R6

LAP	SEG 1	SEG 2	SEG 3	SPEED	LAPTIME
0	1:03.317	33.335	5:23.733	-	7:00.385
0	50.473	29.332	1:40.014	50.42	2:59.818
1	46.612	25.840	20.061	50.04	1:32.513
2	42.329	25.387	20.237	154.47	1:27.953
3	42.590	25.543	20.250	148.64	1:28.383
4	43.006	25.638	20.040	148.06	1:28.684
5	42.456	25.463	20.211	150.78	1:28.129
6	42.692	25.433	20.219	146.38	1:28.344
7	42.644	25.579	20.214	147.84	1:28.437
8	43.095	25.680	20.153	146.44	1:28.928
9	43.013	25.496	19.971	149.46	1:28.479
10	43.167	25.690	19.992	150.61	1:28.849
11	42.655	25.691	19.994	153.91	1:28.340
12	42.934	25.788	19.999	152.29	1:28.721
13	42.976	25.777	19.863	159.90	1:28.616
14	42.655	25.655	20.234	154.96	1:28.544
14	43.101	27.323	12:38.724	-	13:49.148
14	1:01.470	27.844	1:29.959	-	2:59.273
15	43.328	25.822	20.102	148.06	1:29.253
15	46.439	25.875	20.272	47.33	1:32.587
16	43.103	25.894	20.098	144.98	1:29.094
17	43.639	25.850	20.099	153.18	1:29.588
18	43.296	25.982	20.064	152.33	1:29.343
19	43.133	25.860	20.202	154.61	1:29.195
20	43.693	25.971	20.062	154.57	1:29.726
21	43.176	25.752	20.037	153.18	1:28.965
22	43.275	26.142	20.197	154.57	1:29.614
23	42.706	25.736	20.171	154.99	1:28.612

P - lap ended in the pits - lap ended on a red flag Average laptime is the average of laptimes within 120% of the rider's fastest lap in this session

AMA PRO ROAD RACING
SUZUKI WHITE LIGHTNING AMA PRO SUPERBIKE NATIONALS
VIRGINIA INTERNATIONAL RACEWAY - ALTON, VA
ROUND 13 OF 18 - AUGUST 13-15, 2010
AMA Pro Daytona SportBike presented by AMSOIL

7C



VIRGINIA INTERNATIONAL RACEWAY

INDIVIDUAL TIMES - DAYTONA SPORTBIKE RACE 1

AVG	45.243	27.032	20.995	139.33	1:32.814
IDEAL	44.214	26.439	20.678	150.51	1:31.331

7 Fernando Amantini
Kawasaki Ninja ZX-6R

LAP	SEG 1	SEG 2	SEG 3	SPEED	LAPTIME
0	1:07.286	29.055	5:21.271	-	6:57.612
0	50.867	29.826	1:35.329	71.45	2:56.022
1	47.919	26.649	20.600	72.16	1:35.167
2	44.361	25.976	20.349	151.25	1:30.686
3	43.606	27.170	20.665	153.70	1:31.440
4	43.464	26.190	20.497	151.35	1:30.151
5	43.577	26.012	20.585	150.48	1:30.174
6	44.082	25.963	20.507	149.75	1:30.551
7	43.595	25.918	20.436	149.26	1:29.949
8	43.407	25.852	20.479	150.78	1:29.738
9	43.984	26.047	20.598	151.38	1:30.628
10	43.794	26.121	20.635	147.71	1:30.550
11	44.077	26.182	20.574	148.74	1:30.833
12	43.668	26.048	20.548	149.82	1:30.264
13	43.817	26.132	20.673	158.38	1:30.622
14	44.147	25.959	20.654	149.69	1:30.761
14	46.692	31.901	12.05.027	-	13.24.219
14	1:06.526	31.342	1:16.200	-	2:54.068
15	43.558	26.092	20.733	148.87	1:30.383
15	48.448	26.438	20.707	66.05	1:35.593
16	43.460	25.952	20.434	150.91	1:29.846
17	43.820	25.879	20.520	151.92	1:30.219
18	43.645	25.997	20.567	151.25	1:30.209
19	43.581	25.917	20.499	151.18	1:29.997
20	43.671	26.075	20.576	150.78	1:30.322
21	43.875	26.157	20.695	152.50	1:30.727
22	44.130	26.289	20.596	150.58	1:31.015
23	44.242	26.190	20.559	149.13	1:30.990
AVG	44.432	26.388	20.570	141.16	1:30.867
IDEAL	43.407	25.852	20.349	158.38	1:29.609

8 Josh Herrin
Yamaha YZF-R6

LAP	SEG 1	SEG 2	SEG 3	SPEED	LAPTIME
0	1:00.619	28.959	5:14.474	-	6:44.052
0	50.918	29.318	1:40.418	44.05	3:00.654
1	1:16.310	30.033	2:31.828	48.72	4:18.171
2	54.005	27.759	20.922	-	1:42.686
AVG	55.180	29.017	20.922	46.39	1:42.686
IDEAL	50.918	27.759	20.922	48.72	1:39.598

13 Melissa Paris
Yamaha YZF-R6

LAP	SEG 1	SEG 2	SEG 3	SPEED	LAPTIME
0	1:01.172	32.175	5:18.223	-	6:51.570
0	50.875	29.583	1:33.100	74.38	2:53.557
1	49.306	27.585	20.968	77.15	1:37.859
2	44.963	26.863	20.716	152.87	1:32.542
3	45.515	27.125	20.806	147.29	1:33.445
4	45.057	27.307	20.870	144.36	1:33.235

5	44.552	27.091	20.979	147.93	1:32.622
6	44.891	27.202	20.802	149.65	1:32.895
7	44.306	26.990	20.840	151.15	1:32.136
8	44.154	26.872	20.932	149.75	1:31.958
9	44.380	27.130	20.950	149.33	1:32.460
10	44.253	26.724	20.902	148.64	1:31.879
11	44.418	26.889	21.020	149.72	1:32.327
12	44.298	26.875	20.855	157.79	1:32.027
13	44.592	26.632	21.410	149.59	1:32.633
14	44.847	27.329	21.314	148.48	1:33.490
14	45.089	27.435	21.867	-	1:34.392
14	1:05.438	34.608	11:06.228	-	12:46.274
14	1:03.302	30.358	1:24.630	-	2:58.289
15	48.898	27.400	21.165	72.43	1:37.462
16	44.901	27.280	21.169	151.68	1:33.350
17	44.819	27.059	20.977	152.67	1:32.855
18	44.741	27.218	20.960	153.01	1:32.919
19	44.702	27.071	20.871	152.33	1:32.644
20	44.637	27.298	21.007	152.36	1:32.942
21	45.412	27.144	20.909	153.39	1:33.465
22	45.360	27.129	21.271	147.90	1:33.760
23	45.300	27.547	21.426	151.25	1:34.273

AVG	45.349	27.217	21.004	141.32	1:33.242
IDEAL	44.154	26.632	20.716	157.79	1:31.501

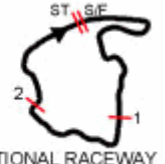
15 Steve Rapp
Ducati 848

LAP	SEG 1	SEG 2	SEG 3	SPEED	LAPTIME
0	1:02.187	27.952	5:09.945	-	6:40.084
0	49.525	29.494	1:40.320	54.22	2:59.338
1	46.653	25.874	19.963	56.06	1:32.490
2	52.782	26.729	20.176	154.82	1:39.687
3	43.540	25.854	20.070	153.56	1:29.463
4	43.325	25.710	20.126	153.98	1:29.161
5	42.651	25.572	20.152	151.25	1:28.375
6	43.062	25.591	20.051	151.82	1:28.705
7	42.659	25.597	20.215	152.43	1:28.471
8	42.801	25.667	20.281	150.68	1:28.749
9	42.724	25.682	20.216	151.38	1:28.622
10	42.893	25.584	20.039	150.71	1:28.515
11	42.962	25.571	20.029	152.16	1:28.562
12	43.363	25.830	20.346	154.89	1:29.539
13	42.818	25.698	20.194	159.08	1:28.710
14	42.834	25.598	20.138	151.75	1:28.570
14	43.856	29.442	12:25.608	-	13:56.907
14	56.758	28.317	1:29.873	-	2:54.948
15	43.112	25.686	20.306	150.91	1:29.104
15	46.473	25.849	20.079	57.67	1:32.401
16	43.032	25.975	19.970	153.81	1:28.977
17	43.559	26.099	19.928	155.10	1:29.586
18	43.281	25.914	19.977	155.45	1:29.172
19	43.223	25.952	20.038	158.27	1:29.213
20	43.108	25.905	20.096	156.67	1:29.109
21	43.247	25.678	20.099	152.33	1:29.024
22	43.492	26.194	20.280	153.05	1:29.966

- lap ended in the pits - lap ended on a red flag Average laptime is the average of laptimes within 120% of the rider's fastest lap in this session

AMA PRO ROAD RACING
SUZUKI WHITE LIGHTNING AMA PRO SUPERBIKE NATIONALS
VIRGINIA INTERNATIONAL RACEWAY - ALTON, VA
ROUND 13 OF 18 - AUGUST 13-15, 2010
AMA Pro Daytona SportBike presented by AMSOIL

7C



VIRGINIA INTERNATIONAL RACEWAY

INDIVIDUAL TIMES - DAYTONA SPORTBIKE RACE 1

15 Steve Rapp
Ducati 848

LAP	SEG 1	SEG 2	SEG 3	SPEED	LAPTIME
23	43.165	25.831	20.291	152.60	1:29.287
AVG	43.165	25.831	20.291	152.60	1:29.287
IDEAL	42.651	25.571	19.928	159.08	1:28.150

30 Bobby Fong
Ducati 848

LAP	SEG 1	SEG 2	SEG 3	SPEED	LAPTIME
0	1:24.255	35.531	5:25.477	-	7:25.263
0	51.094	28.759	1:37.837	62.16	2:57.690
1	46.656	25.840	19.963	62.29	1:32.459
2	42.481	25.524	20.035	154.61	1:28.040
3	42.697	25.548	19.867	153.81	1:28.111
4	42.935	25.692	19.923	152.98	1:28.550
5	42.993	25.571	19.929	153.67	1:28.492
6	43.030	25.524	19.999	153.39	1:28.553
7	43.063	25.543	19.885	154.15	1:28.490
8	42.524	25.495	19.908	150.84	1:27.927
9	42.527	25.450	20.217	153.15	1:28.194
10	43.061	25.658	20.124	146.19	1:28.843
11	42.733	25.651	20.202	146.56	1:28.587
12	42.771	25.689	20.245	149.78	1:28.705
13	42.882	25.664	20.076	157.65	1:28.622
14	42.793	25.775	20.047	154.64	1:28.614
14	2:11.913	1:54.501	1:49.150	-	2:57.798
14	1:04.699	30.545	10:47.559	-	12:22.803
14	1:07.860	28.809	1:20.536	-	2:57.205
15	46.424	25.898	20.181	48.51	1:32.503
16	42.911	25.752	20.231	151.72	1:28.894
17	43.258	25.832	20.248	149.75	1:29.338
18	43.269	25.755	20.210	150.45	1:29.234
19	42.987	25.918	20.323	148.48	1:29.228
20	43.393	25.824	20.422	147.71	1:29.640
21	43.097	25.523	20.169	150.35	1:28.789
22	42.751	25.839	20.012	150.54	1:28.603
23	42.994	25.707	19.982	152.67	1:28.683
AVG	43.227	25.810	20.096	139.84	1:29.004
IDEAL	42.481	25.450	19.867	157.65	1:27.798

32 Santiago Villa
Suzuki GSX-R600

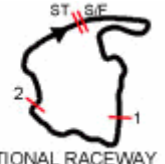
LAP	SEG 1	SEG 2	SEG 3	SPEED	LAPTIME
0	1:15.990	36.926	5:27.536	-	7:20.453
0	50.634	29.766	1:35.264	72.14	2:55.664
1	49.499	27.071	20.946	73.42	1:37.516
2	44.632	26.340	20.798	149.49	1:31.770
3	44.594	26.041	20.498	150.05	1:31.134
4	44.794	26.758	20.747	149.95	1:32.299
5	44.794	26.598	21.135	148.45	1:32.527
6	44.757	26.602	20.740	147.80	1:32.099
7	44.230	26.545	20.957	144.88	1:31.732
8	45.502	26.768	20.912	144.24	1:33.181
9	45.105	26.464	20.632	142.88	1:32.201

10	44.088	26.350	20.840	146.44	1:31.279
11	44.461	26.455	20.860	145.94	1:31.776
12	44.342	26.207	20.850	144.39	1:31.399
13	44.609	26.453	20.833	143.63	1:31.895
14	44.674	26.309	20.954	142.67	1:31.936
14	44.475	26.402	20.883	-	1:31.760
14	1:03.303	37.198	11:22.238	-	13:02.739
14	1:03.894	31.588	1:17.794	-	2:53.276
15	49.497	26.732	20.871	67.92	1:37.099
16	44.121	27.003	20.601	148.64	1:31.725
17	44.068	26.288	20.737	151.45	1:31.092
18	44.119	26.180	20.661	147.01	1:30.960
19	43.920	26.353	20.752	147.84	1:31.025
20	44.386	26.374	20.795	150.61	1:31.555
21	44.498	26.444	20.920	146.50	1:31.862
22	44.597	26.546	21.030	144.85	1:32.173
23	44.365	26.511	20.983	144.85	1:31.859
AVG	45.135	26.620	20.829	137.70	1:32.224
IDEAL	43.920	26.041	20.498	151.45	1:30.459

34 Michael Barnes
Yamaha YZF-R6

LAP	SEG 1	SEG 2	SEG 3	SPEED	LAPTIME
0	1:04.533	28.353	5:00.650	-	6:33.537
0	50.320	30.348	1:36.014	65.77	2:56.682
1	47.803	26.269	20.269	67.25	1:34.341
2	43.761	26.050	20.261	154.89	1:30.072
3	43.161	25.877	20.180	154.01	1:29.217
4	43.043	25.917	20.197	153.77	1:29.158
5	42.860	25.859	20.370	153.81	1:29.090
6	43.195	26.052	20.372	155.38	1:29.619
7	43.313	26.019	20.330	153.29	1:29.662
8	43.002	25.998	20.306	153.01	1:29.306
9	43.039	26.243	20.255	153.08	1:29.536
10	43.737	26.043	20.405	152.81	1:30.185
11	43.235	26.187	20.354	151.68	1:29.775
12	44.222	26.105	20.421	149.42	1:30.748
13	43.267	26.120	20.393	160.13	1:29.779
14	43.393	25.938	20.346	152.50	1:29.677
14	45.846	33.771	12:11.571	-	13:31.187
14	1:09.741	29.941	1:19.055	-	2:56.737
15	43.611	26.248	20.412	152.06	1:30.271
15	47.012	26.276	20.369	62.12	1:33.656
16	43.004	26.008	20.310	152.74	1:29.322
17	43.001	26.106	20.402	152.06	1:29.508
18	43.049	26.144	20.407	152.09	1:29.600
19	43.116	26.075	20.372	151.68	1:29.563
20	43.438	26.400	20.322	151.65	1:30.160
21	43.220	25.963	20.363	153.46	1:29.546
22	43.187	26.624	20.508	152.43	1:30.319
23	43.675	26.510	20.701	151.58	1:30.886
AVG	43.906	26.374	20.359	142.51	1:30.125
IDEAL	42.860	25.859	20.180	160.13	1:28.899

P - lap ended in the pits - lap ended on a red flag Average laptime is the average of laptimes within 120% of the rider's fastest lap in this session



INDIVIDUAL TIMES - DAYTONA SPORTBIKE RACE 1

36 Martin Cardenas
Suzuki GSX-R600

LAP	SEG 1	SEG 2	SEG 3	SPEED	LAPTIME
0	1:03.564	29.172	5:18.279	-	6:51.016
0	48.931	34.376	1:38.100	43.67	3:01.406
1	46.676	25.970	19.946	49.63	1:32.592
2	42.916	25.592	19.879	156.17	1:28.387
3	42.530	25.569	19.893	154.33	1:27.992
4	43.029	25.688	20.010	149.42	1:28.727
5	42.843	25.403	20.012	152.94	1:28.259
6	42.765	25.472	19.974	148.25	1:28.210
7	42.750	25.506	20.173	148.84	1:28.429
8	42.766	25.676	20.246	151.15	1:28.687
9	42.938	25.423	20.158	147.80	1:28.519
10	43.001	25.720	20.155	147.68	1:28.875
11	43.126	25.578	20.012	148.51	1:28.716
12	42.779	25.786	20.143	153.74	1:28.708
13	42.866	25.753	19.992	159.64	1:28.611
14	42.799	25.819	20.022	153.60	1:28.639
14	2:11.703	1:54.344	1:46.596	-	2:57.556
14	1:09.962	39.287	10:32.464	-	12:21.713
14	1:06.304	28.193	1:21.665	-	2:56.161
15	46.692	25.848	20.108	49.33	1:32.649
16	42.975	25.944	20.021	150.21	1:28.940
17	43.144	25.970	20.083	151.18	1:29.196
18	43.285	25.854	20.106	149.85	1:29.246
19	43.077	26.043	20.293	149.42	1:29.412
20	43.219	25.913	20.185	154.50	1:29.316
21	42.851	25.481	20.233	150.61	1:28.565
22	42.945	25.730	20.157	151.28	1:28.832
23	42.905	25.606	20.228	149.46	1:28.739
AVG	43.492	25.855	20.088	138.38	1:29.054
IDEAL	42.530	25.403	19.879	159.64	1:27.812

38 Kris Turner
Suzuki GSX-R600

LAP	SEG 1	SEG 2	SEG 3	SPEED	LAPTIME
0	1:21.764	34.709	5:26.839	-	7:23.312
0	50.730	29.742	1:35.123	70.47	2:55.595
1	50.195	27.619	21.051	71.07	1:38.865
2	45.104	26.637	20.556	150.51	1:32.297
3	44.921	27.205	20.787	149.82	1:32.913
4	44.107	26.777	20.861	150.18	1:31.744
5	43.967	26.486	20.943	148.38	1:31.395
6	44.140	26.832	20.500	148.51	1:31.472
7	44.169	26.844	20.681	150.88	1:31.693
8	44.547	26.962	20.705	151.18	1:32.214
9	45.018	26.959	20.700	149.88	1:32.676
10	44.489	26.827	20.753	149.98	1:32.069
11	44.492	27.100	21.128	150.18	1:32.720
12	44.171	26.915	20.762	148.64	1:31.848
13	44.451	26.794	21.080	149.49	1:32.326
14	44.077	26.895	20.737	148.00	1:31.708
14	44.459	27.454	20.746	-	1:32.658
14	59.690	37.575	11:08.865	-	12:46.130

14	1:06.828	30.078	1:28.874	-	3:05.780
15	47.904	27.092	20.602	66.21	1:35.597
16	43.877	26.474	20.785	151.35	1:31.136
17	44.010	26.667	20.731	150.64	1:31.408
18	44.217	26.819	20.916	150.38	1:31.951
19	44.082	26.800	20.858	148.35	1:31.740
20	44.722	26.643	20.652	148.90	1:32.017
21	44.207	26.972	20.719	150.64	1:31.897
22	44.343	26.853	20.682	149.46	1:31.878
23	44.423	26.834	20.602	150.15	1:31.859
AVG	45.015	26.989	20.773	139.72	1:32.410
IDEAL	43.877	26.474	20.500	151.35	1:30.851

47 Josh Day
Yamaha YZF-R6

LAP	SEG 1	SEG 2	SEG 3	SPEED	LAPTIME
0	1:06.495	28.721	5:21.295	-	6:56.511
0	50.611	29.752	1:37.191	59.86	2:57.554
1	47.068	26.452	20.617	61.64	1:34.137
2	43.799	26.181	59.990	-	2:09.970
AVG	48.839	28.308	20.617	60.75	1:34.137
IDEAL	47.068	26.452	20.617	61.64	1:34.137

54 P. J. Jacobsen
Suzuki GSX-R600

LAP	SEG 1	SEG 2	SEG 3	SPEED	LAPTIME
0	59.231	29.066	5:21.093	-	6:49.390
0	50.265	30.346	1:37.953	56.97	2:58.564
1	45.852	25.855	20.266	58.66	1:31.972
2	42.886	25.406	19.994	147.84	1:28.286
3	42.656	25.574	20.028	151.82	1:28.258
4	42.719	25.709	20.211	149.78	1:28.639
5	43.209	25.551	20.031	146.41	1:28.792
6	42.949	25.468	20.124	148.90	1:28.541
7	43.038	25.399	20.144	149.72	1:28.582
8	43.000	25.456	20.174	149.23	1:28.631
9	42.870	25.480	20.065	150.18	1:28.415
10	42.913	25.494	20.115	149.29	1:28.521
11	1:18.193	32.619	2:25.589	-	4:16.401
AVG	43.851	26.234	20.115	132.62	1:28.864
IDEAL	42.656	25.399	19.994	151.82	1:28.049

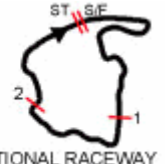
55 Chris Fillmore
Suzuki GSX-R600

LAP	SEG 1	SEG 2	SEG 3	SPEED	LAPTIME
0	58.840	28.202	5:10.774	-	6:37.816
0	50.990	29.604	1:36.127	61.32	2:56.721
1	47.364	26.204	20.364	65.05	1:33.932
2	42.967	25.817	20.264	149.36	1:29.048
3	43.200	25.866	20.257	150.64	1:29.323
4	43.380	25.848	20.320	150.41	1:29.548
5	43.184	25.957	20.337	146.98	1:29.478
6	43.278	25.719	20.599	145.66	1:29.596
7	43.227	25.545	20.283	144.27	1:29.054
8	42.935	25.656	20.275	149.62	1:28.866
9	43.040	25.710	20.484	147.58	1:29.234

- lap ended in the pits - lap ended on a red flag Average laptime is the average of laptimes within 120% of the rider's fastest lap in this session

AMA PRO ROAD RACING
SUZUKI WHITE LIGHTNING AMA PRO SUPERBIKE NATIONALS
VIRGINIA INTERNATIONAL RACEWAY - ALTON, VA
ROUND 13 OF 18 - AUGUST 13-15, 2010
AMA Pro Daytona SportBike presented by AMSOIL

7C



VIRGINIA INTERNATIONAL RACEWAY

INDIVIDUAL TIMES - DAYTONA SPORTBIKE RACE 1

55 Chris Fillmore
Suzuki GSX-R600

LAP	SEG 1	SEG 2	SEG 3	SPEED	LAPTIME
10	43.163	25.638	20.749	147.42	1:29.549
11	43.296	25.838	20.725	146.31	1:29.859
12	43.358	25.840	20.638	145.81	1:29.836
13	43.411	25.839	20.778	152.77	1:30.028
14	43.549	25.710	20.689	145.22	1:29.947
14	45.106	28.983	12.29.986	-	13.44.075
14	1:01.124	30.068	1:16.140	-	2:49.332
15	43.330	25.636	20.429	147.90	1:29.394
15	47.160	25.831	20.487	57.77	1:33.477
16	47.667	26.026	20.544	148.38	1:34.237
17	43.438	25.945	20.579	148.61	1:29.962
18	43.376	25.817	20.604	147.74	1:29.796
19	43.221	25.764	20.452	147.48	1:29.437
20	43.377	25.954	20.488	147.96	1:29.819
21	43.391	47.899	21.006	151.75	1:52.296
22	44.002	26.692	21.232	146.91	1:31.927
23	43.706	26.556	20.761	149.65	1:31.023
AVG	43.963	25.935	20.677	142.11	1:30.592
IDEAL	42.935	25.545	20.257	152.77	1:28.737

57 Cory West
Suzuki GSX-R600

LAP	SEG 1	SEG 2	SEG 3	SPEED	LAPTIME
0	1:09.248	30.905	5:22.591	-	7:02.744
0	50.329	30.000	1:38.574	54.77	2:58.903
1	47.390	26.301	20.301	55.41	1:33.992
2	42.986	25.611	20.175	149.72	1:28.772
3	42.916	25.742	20.203	149.69	1:28.862
4	43.022	25.671	20.169	148.12	1:28.862
5	42.804	25.593	20.156	148.32	1:28.553
6	42.841	25.469	20.177	148.41	1:28.487
7	42.897	25.561	20.282	148.06	1:28.740
8	42.858	25.670	20.283	148.25	1:28.811
9	43.040	25.797	20.375	147.84	1:29.212
10	42.889	25.646	20.290	147.84	1:28.825
11	43.399	25.694	20.423	148.19	1:29.516
12	43.318	25.648	20.410	148.32	1:29.375
13	43.169	25.869	20.374	155.63	1:29.412
14	43.195	25.748	20.589	147.87	1:29.532
14	43.147	28.017	12.41.728	-	13.52.892
14	58.981	28.575	1:19.744	-	2:47.300
15	43.416	25.802	20.422	146.06	1:29.641
15	46.663	25.850	20.082	56.00	1:32.595
16	43.089	25.876	20.146	151.55	1:29.111
17	43.312	25.844	20.012	153.01	1:29.168
18	42.997	25.891	20.048	153.01	1:28.936
19	43.207	25.745	20.087	153.53	1:29.039
AVG	43.797	25.954	20.250	136.17	1:29.472
IDEAL	42.804	25.469	20.012	155.63	1:28.285

60 Michael Beck
Ducati 848

LAP	SEG 1	SEG 2	SEG 3	SPEED	LAPTIME
0	57.192	28.409	5:00.171	-	6:25.773
0	49.136	29.761	1:38.764	64.10	2:57.661
1	47.832	26.160	20.298	63.36	1:34.289
2	43.673	25.836	20.314	152.53	1:29.824
3	42.841	25.580	20.221	151.58	1:28.642
4	43.236	26.003	20.179	150.98	1:29.418
5	43.273	25.983	20.320	150.91	1:29.576
6	-	-	-	152.94	1:25.330
7	-	-	-	-	1:28.740
8	-	-	-	-	1:32.758
9	-	-	-	-	1:29.047
10	-	-	-	-	1:29.178
11	-	-	-	-	1:28.536
12	-	-	-	-	1:28.942
13	-	-	-	-	1:28.953
14	-	-	-	-	1:28.677
14	54.550	30.659	1:17.355	-	2:42.564
15	48.146	26.328	20.356	55.79	1:34.830
16	43.294	25.729	20.392	152.81	1:29.416
17	43.643	25.989	20.495	152.81	1:30.127
18	42.832	25.600	20.412	150.28	1:28.843
19	42.832	25.729	20.300	151.48	1:28.860
20	43.306	25.839	20.445	152.70	1:29.590
21	43.109	25.619	20.430	150.05	1:29.158
22	42.963	25.590	20.415	150.28	1:28.968
23	42.945	25.649	20.433	150.28	1:29.028
AVG	44.204	26.238	20.358	134.56	1:29.597
IDEAL	42.832	25.580	20.179	152.94	1:28.592

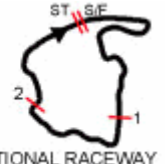
78 Reese Wacker
Suzuki GSX-R600

LAP	SEG 1	SEG 2	SEG 3	SPEED	LAPTIME
0	1:22.860	35.959	5:32.316	-	7:31.134
0	52.196	30.107	1:29.925	71.76	2:52.228
1	48.981	26.731	21.033	73.80	1:36.745
2	44.674	26.509	20.881	145.63	1:32.065
3	44.887	26.584	21.460	144.82	1:32.931
4	44.567	26.769	20.842	145.91	1:32.178
5	44.710	26.465	21.050	145.38	1:32.225
6	44.966	26.594	20.873	146.25	1:32.433
7	44.945	26.626	21.007	143.78	1:32.579
8	44.407	27.132	21.047	144.94	1:32.587
9	44.583	26.802	20.747	146.19	1:32.132
10	44.483	26.765	20.819	146.69	1:32.068
11	44.633	26.924	20.943	147.52	1:32.500
12	44.661	26.625	20.908	148.12	1:32.193
13	44.440	26.530	20.891	147.17	1:31.861
14	45.349	26.515	21.087	147.90	1:32.950
14	45.054	27.064	21.329	-	1:33.446
14	1:03.380	36.652	1:10.984	-	2:44.016
14	1:08.691	32.706	1:24.116	-	3:05.512

P - lap ended in the pits - lap ended on a red flag Average laptime is the average of laptimes within 120% of the rider's fastest lap in this session

AMA PRO ROAD RACING
SUZUKI WHITE LIGHTNING AMA PRO SUPERBIKE NATIONALS
VIRGINIA INTERNATIONAL RACEWAY - ALTON, VA
ROUND 13 OF 18 - AUGUST 13-15, 2010
AMA Pro Daytona SportBike presented by AMSOIL

7C



VIRGINIA INTERNATIONAL RACEWAY

INDIVIDUAL TIMES - DAYTONA SPORTBIKE RACE 1

78 Reese Wacker
Suzuki GSX-R600

LAP	SEG 1	SEG 2	SEG 3	SPEED	LAPTIME
15	49.016	27.023	21.059	68.70	1:37.097
16	45.089	26.901	21.105	144.54	1:33.095
17	45.496	26.630	21.060	145.63	1:33.186
18	44.934	26.622	21.182	146.19	1:32.738
19	45.030	26.615	21.170	145.97	1:32.815
20	45.217	27.057	21.120	145.53	1:33.394
21	45.315	27.001	21.208	146.98	1:33.524
22	56.498	27.643	21.584	148.35	1:45.725
23	46.226	27.730	21.919	142.25	1:35.875
AVG	45.790	27.025	21.267	137.13	1:35.272
IDEAL	44.407	26.465	20.747	148.35	1:31.620

119 Jeff Wood
Yamaha YZF-R6

LAP	SEG 1	SEG 2	SEG 3	SPEED	LAPTIME
0	1:05.134	30.193	5:24.742	-	7:00.069
0	51.028	29.807	1:35.840	65.18	2:56.675
1	48.221	26.071	20.254	64.55	1:34.546
2	43.177	25.887	20.193	152.46	1:29.257
3	43.020	25.586	20.153	153.18	1:28.759
4	43.290	25.884	20.152	151.15	1:29.326
5	43.398	25.904	20.458	153.32	1:29.759
6	43.091	25.936	20.249	150.21	1:29.275
7	43.401	25.815	20.199	147.96	1:29.415
8	43.148	25.794	20.304	148.22	1:29.245
9	43.530	26.035	20.287	150.68	1:29.853
10	43.816	32.425	20.912	151.31	1:37.154
AVG	44.465	26.628	20.316	135.29	1:30.659
IDEAL	43.020	25.586	20.152	153.32	1:28.758

120 Jodi Christie
Honda CBR600RR

LAP	SEG 1	SEG 2	SEG 3	SPEED	LAPTIME
0	1:19.775	36.637	5:29.172	-	7:25.584
0	51.280	28.992	1:34.252	65.55	2:54.523
1	49.135	27.026	21.055	73.10	1:37.216
2	44.305	26.571	20.780	149.59	1:31.656
3	44.054	26.305	20.890	149.98	1:31.249
4	44.699	26.766	20.867	148.67	1:32.332
5	45.038	27.000	21.068	148.84	1:33.105
6	44.628	26.953	20.684	148.51	1:32.265
7	44.440	26.890	20.828	148.58	1:32.158
8	44.909	27.076	20.934	149.03	1:32.918
9	44.808	26.960	20.749	151.01	1:32.517
10	44.515	26.835	20.753	150.02	1:32.102
11	44.604	27.018	20.859	150.11	1:32.481
12	44.574	26.758	20.712	149.92	1:32.044
13	44.548	26.656	20.908	150.35	1:32.112
14	45.906	26.640	20.893	149.65	1:33.439
14	45.141	27.185	21.143	-	1:33.468
14	1:19.890	44.443	10:40.214	-	12:44.547
14	1:07.222	29.640	1:27.974	-	3:04.836

15	49.524	27.372	21.005	68.58	1:37.901
16	44.339	27.121	20.944	150.71	1:32.404
17	44.453	26.759	21.155	150.41	1:32.367
18	44.658	26.734	21.063	148.19	1:32.455
19	44.607	26.557	21.077	148.19	1:32.241
20	44.726	27.039	21.070	146.98	1:32.835
21	44.777	26.883	21.146	149.65	1:32.805
22	45.175	26.927	21.269	148.06	1:33.371
23	44.755	26.884	21.303	148.09	1:32.942
AVG	45.519	26.964	20.959	136.41	1:33.117
IDEAL	44.054	26.305	20.684	151.01	1:31.043

133 Kyle Wyman
Yamaha YZF-R6

LAP	SEG 1	SEG 2	SEG 3	SPEED	LAPTIME
22	43.599	26.193	20.827	150.25	1:30.620
23	43.890	26.452	20.912	148.35	1:31.254
23	52.523	31.135	42.183	-	2:05.842
0	1:01.335	29.141	5:07.083	-	6:37.560
0	53.378	30.938	1:31.085	68.36	2:55.401
1	48.477	26.363	20.607	69.55	1:35.447
2	43.975	25.865	20.518	153.08	1:30.358
3	43.929	26.069	20.895	149.92	1:30.893
4	43.212	26.125	20.606	149.33	1:29.942
5	43.282	26.000	20.726	148.09	1:30.008
6	43.342	26.112	20.802	147.23	1:30.256
7	43.662	26.114	20.818	147.52	1:30.594
8	43.347	26.194	20.845	148.09	1:30.386
9	44.112	26.231	20.606	147.71	1:30.949
10	43.710	26.096	20.504	150.18	1:30.309
11	43.439	26.011	20.748	151.41	1:30.198
12	43.441	26.016	20.909	147.87	1:30.366
13	43.515	26.060	20.837	155.70	1:30.411
14	43.291	25.946	20.719	147.13	1:29.956
14	46.354	30.195	36.827	-	1:55.376
14	12:22.564	34.015	1:27.672	-	14:24.271
15	43.381	26.054	20.952	147.07	1:30.387
15	47.690	26.405	20.561	63.48	1:34.656
16	43.714	26.084	20.596	152.16	1:30.394
17	43.229	26.073	20.368	150.51	1:29.670
18	43.398	26.128	20.491	154.68	1:30.018
19	43.166	25.904	20.598	151.92	1:29.668
20	43.235	26.142	20.669	149.95	1:30.046
21	43.358	26.061	20.759	148.84	1:30.178
AVG	43.891	26.415	20.703	139.94	1:30.707
IDEAL	43.166	25.865	20.368	155.70	1:29.398

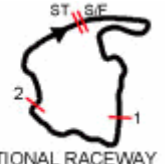
175 Sam Rozynski
Yamaha YZF-R6

LAP	SEG 1	SEG 2	SEG 3	SPEED	LAPTIME
0	56.587	28.591	5:06.558	-	6:31.736
0	50.031	29.377	1:33.293	75.45	2:52.701
1	48.989	27.149	20.934	76.84	1:37.072
2	44.815	26.650	21.212	144.91	1:32.677
3	45.250	26.995	21.248	142.05	1:33.492
4	45.051	27.303	21.148	141.31	1:33.502

P - lap ended in the pits - lap ended on a red flag Average laptime is the average of laptimes within 120% of the rider's fastest lap in this session

AMA PRO ROAD RACING
 SUZUKI WHITE LIGHTNING AMA PRO SUPERBIKE NATIONALS
 VIRGINIA INTERNATIONAL RACEWAY - ALTON, VA
 ROUND 13 OF 18 - AUGUST 13-15, 2010
 AMA Pro Daytona SportBike presented by AMSOIL

7C



VIRGINIA INTERNATIONAL RACEWAY

INDIVIDUAL TIMES - DAYTONA SPORTBIKE RACE 1

175 Sam Rozynski
Yamaha YZF-R6

LAP	SEG 1	SEG 2	SEG 3	SPEED	LAPTIME
5	45.020	27.153	21.182	142.34	1:33.355
6	45.370	27.403	21.314	142.34	1:34.087
7	45.169	27.545	21.577	142.34	1:34.291
8	45.433	27.626	21.689	141.22	1:34.747
9	46.133	27.604	21.492	140.73	1:35.229
10	45.600	27.623	21.687	141.16	1:34.909
11	46.664	27.688	21.623	140.81	1:35.974
12	50.581	27.828	21.674	146.91	1:40.082
13	46.412	27.884	1:14.004	139.52	2:28.300 P
13	51.512	27.086	20.965	-	1:39.562 R
13	59.681	34.629	11:22.599	-	12:56.909 R
13	1:00.871	30.911	1:24.373	-	2:56.155 R
14	49.117	27.258	21.101	74.03	1:37.476
15	44.778	26.838	20.862	147.48	1:32.478
16	45.128	26.865	20.935	147.42	1:32.928
17	44.716	26.888	21.094	145.10	1:32.698
18	44.915	26.705	21.027	147.64	1:32.647
19	44.873	26.902	21.298	146.19	1:33.073
20	44.949	27.124	21.482	143.33	1:33.556
21	44.876	26.776	21.374	143.21	1:33.026
22	44.969	27.212	21.052	143.21	1:33.233
AVG	45.817	27.273	21.321	139.72	1:34.340
IDEAL	44.716	26.650	20.862	147.64	1:32.228

210 Paul Allison
Yamaha YZF-R6

LAP	SEG 1	SEG 2	SEG 3	SPEED	LAPTIME
0	55.444	28.574	4:55.699	-	6:19.717
0	50.670	29.550	1:37.655	57.22	2:57.875
1	52.081	27.173	20.340	58.27	1:39.594
2	55.854	25.960	20.607	151.48	1:42.421
3	43.595	26.058	20.344	147.32	1:29.996
4	44.098	26.041	20.476	148.90	1:30.615
5	43.400	25.930	20.369	148.35	1:29.698
6	43.892	26.508	20.483	149.39	1:30.883
7	43.384	25.879	20.289	146.94	1:29.552
8	43.573	26.691	20.325	148.03	1:30.589
9	44.355	25.935	20.536	151.05	1:30.825
10	43.514	26.021	20.538	146.88	1:30.073
11	43.729	26.108	20.479	145.87	1:30.317
12	43.340	26.031	20.578	146.94	1:29.949
13	43.410	25.885	20.447	146.56	1:29.742
14	43.463	25.937	20.395	147.55	1:29.796
14	56.681	42.987	11:26.867	-	13:06.534 R
14	1:10.369	28.343	1:21.271	-	2:59.983 R
15	43.791	26.143	20.429	147.45	1:30.363
15	46.936	26.164	20.397	64.58	1:33.497
16	43.131	25.883	20.259	150.91	1:29.272
AVG	44.268	26.446	20.429	133.54	1:31.599
IDEAL	43.131	25.879	20.259	151.48	1:29.269

213 David White
Kawasaki ZX-6R

LAP	SEG 1	SEG 2	SEG 3	SPEED	LAPTIME
0	7:02.578	28.371	1:24.525	-	8:55.474
1	50.023	27.926	22.077	75.65	1:40.026
2	45.658	27.143	21.597	142.37	1:34.398
3	45.631	27.598	21.740	142.19	1:34.969
4	46.020	27.590	21.879	140.90	1:35.489
5	45.864	27.503	21.969	139.72	1:35.336
6	46.370	27.438	21.682	140.29	1:35.489
7	45.647	27.199	21.656	139.83	1:34.501
8	45.596	27.215	22.103	139.63	1:34.914
9	45.806	27.431	21.865	138.33	1:35.101
10	45.525	27.353	21.838	140.18	1:34.715
11	45.801	27.362	21.959	140.12	1:35.122
12	45.665	27.430	21.753	145.84	1:34.849
13	53.009	27.402	21.589	140.12	1:42.000
14	45.889	26.975	21.566	139.92	1:34.429
AVG	46.607	27.462	21.805	136.08	1:35.810
IDEAL	45.525	26.975	21.566	145.84	1:34.065

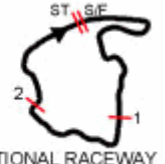
461 Abe Stacey
Suzuki GSX-R600

LAP	SEG 1	SEG 2	SEG 3	SPEED	LAPTIME
0	5:54.932	28.659	1:25.726	-	7:49.317
1	48.725	27.926	21.766	75.95	1:38.416
2	1:00.133	27.245	21.306	144.42	1:48.684
3	45.857	27.027	21.167	143.12	1:34.051
4	45.655	27.200	21.181	142.34	1:34.036
5	45.510	44.972	21.420	141.99	1:51.902
6	45.440	27.174	21.335	142.31	1:33.949
7	45.431	27.066	21.317	141.84	1:33.814
8	1:00.912	27.603	21.262	141.02	1:49.777
9	46.289	26.843	20.821	144.18	1:33.952
10	45.506	26.849	21.062	145.91	1:33.416
11	45.019	26.920	21.079	143.87	1:33.018
12	45.484	26.673	20.913	150.81	1:33.070
13	45.429	26.898	21.045	144.61	1:33.372
13	1:08.291	27.199	21.201	-	1:56.690 R
13	1:04.262	36.489	11:21.798	-	13:02.549 R
13	1:00.133	30.102	1:17.983	-	2:48.217 R
14	49.192	27.399	20.943	70.68	1:37.534
15	46.144	26.891	21.090	150.41	1:34.125
16	44.981	26.677	20.801	146.69	1:32.459
17	44.857	26.581	20.798	147.17	1:32.236
18	44.751	26.999	20.991	149.39	1:32.742
19	44.821	27.019	21.007	146.63	1:32.846
20	44.974	26.989	21.131	150.28	1:33.094
21	44.890	26.713	21.047	148.06	1:32.650
22	44.801	26.626	21.021	145.63	1:32.447
AVG	45.688	27.090	21.114	138.97	1:35.223
IDEAL	44.751	26.581	20.798	150.81	1:32.130

P - lap ended in the pits **R** - lap ended on a red flag Average laptime is the average of laptimes within 120% of the rider's fastest lap in this session

AMA PRO ROAD RACING
 SUZUKI WHITE LIGHTNING AMA PRO SUPERBIKE NATIONALS
 VIRGINIA INTERNATIONAL RACEWAY - ALTON, VA
 ROUND 13 OF 18 - AUGUST 13-15, 2010
 AMA Pro Daytona SportBike presented by AMSOIL

7C



VIRGINIA INTERNATIONAL RACEWAY

INDIVIDUAL TIMES - DAYTONA SPORTBIKE RACE 1

811 Michael Morgan
 Suzuki GSX-R600

LAP	SEG 1	SEG 2	SEG 3	SPEED	LAPTIME
0	1:04.236	30.583	5:19.753	-	6:54.572
0	49.171	30.040	1:35.088	75.57	2:54.299
1	47.810	26.949	20.952	77.43	1:35.711
2	44.214	26.559	20.678	150.18	1:31.452
3	44.524	26.745	20.874	148.74	1:32.144
4	44.912	26.910	21.019	148.25	1:32.840
5	44.596	26.741	21.271	148.64	1:32.609
6	44.760	27.059	20.809	147.45	1:32.628
7	44.420	26.606	21.042	149.72	1:32.068
8	44.570	26.729	21.011	148.84	1:32.309
9	44.896	27.021	20.884	146.56	1:32.801
10	44.405	26.589	20.859	149.62	1:31.852
11	44.860	26.625	20.882	148.29	1:32.367
12	44.600	26.609	21.066	148.51	1:32.275
13	44.731	26.482	20.984	147.55	1:32.197
14	44.374	26.439	20.871	148.41	1:31.684
14	44.982	26.560	20.916	-	1:32.458
14	1:05.457	38.527	11:12.039	-	12:56.023
14	1:05.697	33.558	1:17.545	-	2:56.800
15	48.485	26.874	20.990	66.77	1:36.349
16	44.659	26.634	20.997	149.75	1:32.290
17	44.781	26.526	20.964	150.11	1:32.272
18	45.130	26.603	21.038	149.72	1:32.771
19	44.716	26.828	21.146	148.38	1:32.690
20	45.265	27.087	21.261	148.22	1:33.613
21	45.374	26.890	20.990	148.00	1:33.253
22	45.329	26.783	21.117	150.51	1:33.230
23	45.258	26.884	21.174	148.67	1:33.316
AVG	45.243	27.032	20.995	139.33	1:32.814
IDEAL	44.214	26.439	20.678	150.51	1:31.331

- lap ended in the pits - lap ended on a red flag Average laptime is the average of laptimes within 120% of the rider's fastest lap in this session