

INDIVIDUAL TIMES - DAYTONA SPORTBIKE RACE 2

1 Danny Eslick
Suzuki GSX-R600

LAP	SEG 1	SEG 2	SEG 3	SPEED	LAPTIME
0	5:50.681	30.313	5:20.368	-	-
0	50.801	32.301	1:24.088	48.36	2:47.189
1	46.167	25.680	20.311	48.14	1:32.159
2	42.707	25.551	20.219	156.88	1:28.476
3	42.860	25.695	20.298	148.38	1:28.853
4	43.328	25.678	20.342	147.01	1:29.348
4	2:13.432	2:00.969	2:11.541	-	3:20.337
4	2:15.530	30.939	1:08.427	-	2:36.896
5	46.458	25.815	20.475	48.98	1:32.748
6	43.415	25.661	20.230	148.77	1:29.306
7	42.550	25.785	20.326	151.72	1:28.661
8	42.672	25.585	20.212	150.58	1:28.468
9	42.850	25.796	20.088	151.65	1:28.734
10	42.935	25.769	20.209	152.81	1:28.912
11	42.618	25.733	20.148	152.26	1:28.498
12	42.699	25.668	20.142	151.31	1:28.509
13	42.445	25.696	20.092	152.29	1:28.232
14	42.677	25.685	20.026	153.70	1:28.388
15	42.809	25.984	20.126	154.12	1:28.919
16	43.002	25.785	20.455	162.38	1:29.241
17	43.207	25.828	20.374	145.53	1:29.409
18	43.136	25.664	20.259	149.85	1:29.060
19	43.064	25.765	20.390	149.46	1:29.219
20	43.219	25.867	20.323	148.77	1:29.409
21	43.318	26.036	20.433	148.74	1:29.787
22	42.894	25.858	20.306	146.94	1:29.059
23	43.380	25.893	20.415	149.52	1:29.688
AVG	43.550	25.950	20.270	138.26	1:29.264
IDEAL	42.445	25.551	20.026	162.38	1:28.022

2 Dane Westby
Yamaha YZF-R6

LAP	SEG 1	SEG 2	SEG 3	SPEED	LAPTIME
0	55.061	27.213	5:01.800	-	6:24.075
0	48.170	29.730	1:24.137	65.36	2:42.037
1	47.319	25.954	20.324	68.30	1:33.597
2	1:21.020	28.481	21.995	161.26	2:11.495
3	1:03.597	1:14.354	50.160	144.30	3:08.111
3	50.651	27.332	21:56.029	-	23:14.013
3	59.883	28.073	1:23.663	-	2:51.619
4	47.143	26.556	20.309	75.52	1:34.008
5	43.328	25.926	20.119	152.02	1:29.373
6	42.913	25.525	20.173	153.60	1:28.611
7	42.946	25.476	20.094	151.38	1:28.516
8	43.431	25.637	20.334	152.26	1:29.401
9	42.878	25.574	20.285	151.48	1:28.736
10	43.139	25.437	20.111	152.40	1:28.687
11	42.902	25.599	20.388	153.29	1:28.890
12	42.991	25.464	20.211	150.21	1:28.665
13	42.826	25.888	20.215	151.18	1:28.929
14	42.813	25.487	20.408	153.08	1:28.707
15	43.025	25.464	20.466	157.39	1:28.955

16	43.054	25.506	20.360	148.84	1:28.920
17	43.032	25.524	20.434	149.65	1:28.989
18	43.232	25.688	20.259	151.05	1:29.179
19	43.288	25.657	20.331	152.81	1:29.275
20	42.782	25.522	20.224	151.41	1:28.529
21	43.223	25.497	20.298	151.89	1:29.018
22	43.242	25.504	20.352	151.11	1:29.098
AVG	43.670	25.992	20.366	141.61	1:29.381
IDEAL	42.782	25.437	20.094	161.26	1:28.314

4 Clinton Seller
Yamaha YZF-R6

LAP	SEG 1	SEG 2	SEG 3	SPEED	LAPTIME
0	52.752	28.708	5:12.267	-	6:33.727
0	48.475	28.534	1:28.819	55.68	2:45.828
1	47.199	25.476	20.078	56.95	1:32.753
2	51.662	26.461	20.538	161.57	1:38.661
3	43.226	26.151	20.303	150.78	1:29.681
4	43.210	25.570	20.310	154.29	1:29.090
4	44.051	32.637	21:06.036	-	22:22.724
4	1:05.069	26.356	1:23.236	-	2:56.684
5	43.048	25.750	20.227	149.69	1:29.025
AVG	45.032	26.664	20.291	121.49	1:31.842
IDEAL	43.048	25.476	20.078	161.57	1:28.602

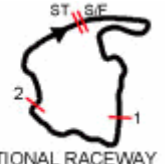
6 Tommy Aquino
Yamaha YZF-R6

LAP	SEG 1	SEG 2	SEG 3	SPEED	LAPTIME
0	57.404	31.763	5:20.945	-	6:50.112
0	49.239	28.512	1:28.550	49.91	2:46.300
1	47.573	25.481	20.261	49.92	1:33.315
2	43.891	25.520	20.138	161.99	1:29.549
3	42.881	25.525	20.181	151.38	1:28.587
4	43.105	25.769	20.200	150.45	1:29.073
4	43.787	31.463	21:18.008	-	22:33.259
4	1:04.904	28.651	1:22.169	-	2:55.724
5	43.121	25.621	20.094	151.11	1:28.836
5	57.509	26.823	20.462	54.28	1:44.794
6	43.720	26.014	20.285	149.92	1:30.019
7	43.632	25.927	20.035	153.29	1:29.593
8	43.649	26.362	20.571	151.68	1:30.582
9	43.265	25.863	20.142	151.35	1:29.269
10	43.351	26.867	20.643	152.26	1:30.862
11	44.031	25.914	20.380	149.59	1:30.325
12	43.297	26.033	20.281	149.19	1:29.611
13	43.592	25.851	20.404	148.54	1:29.847
14	43.395	25.806	20.403	148.45	1:29.604
15	43.498	25.832	20.632	149.55	1:29.961
16	43.377	25.966	20.345	147.68	1:29.687
17	43.567	26.013	20.376	149.46	1:29.955
18	43.356	25.937	20.282	148.32	1:29.575
19	43.483	26.110	20.229	149.78	1:29.822
20	43.795	26.325	20.600	151.28	1:30.720
21	43.430	25.880	20.404	147.80	1:29.714
22	43.480	25.898	20.335	147.68	1:29.712
23	43.904	26.483	21.219	149.00	1:31.605

- lap ended in the pits - lap ended on a red flag Average laptime is the average of laptimes within 120% of the rider's fastest lap in this session

AMA PRO ROAD RACING
 SUZUKI WHITE LIGHTNING AMA PRO SUPERBIKE NATIONALS
 VIRGINIA INTERNATIONAL RACEWAY - ALTON, VA
 ROUND 14 OF 18 - AUGUST 13-15, 2010

15C



AMA Pro Daytona SportBike presented by AMSOIL

VIRGINIA INTERNATIONAL RACEWAY

INDIVIDUAL TIMES - DAYTONA SPORTBIKE RACE 2

AVG	45.119	26.735	20.830	142.57	1:32.400
IDEAL	44.229	26.358	20.619	161.26	1:31.205

7 Fernando Amantini
Kawasaki Ninja ZX-6R

LAP	SEG 1	SEG 2	SEG 3	SPEED	LAPTIME
0	1:02.738	28.349	5:08.642	-	6:39.728
0	50.905	28.644	1:21.292	59.34	2:40.840
1	48.429	26.508	20.576	70.78	1:35.513
2	44.188	25.881	20.378	162.65	1:30.447
3	44.074	25.910	20.356	154.61	1:30.339
4	43.703	26.111	20.433	152.46	1:30.247
4	51.005	34.213	21:04.055	-	22:29.273
4	1:06.829	31.149	1:11.300	-	2:51.278
5	43.785	26.205	20.407	154.12	1:30.397
5	47.475	26.112	20.417	63.74	1:34.004
6	44.094	26.459	20.429	154.08	1:30.982
7	43.446	25.993	20.330	153.94	1:29.770
8	43.569	25.991	20.441	153.22	1:30.001
9	44.118	26.088	20.372	152.09	1:30.578
10	43.672	26.155	20.400	153.60	1:30.228
11	43.635	25.900	20.430	152.63	1:29.965
12	43.947	26.027	20.509	152.91	1:30.482
13	43.790	26.106	20.726	151.95	1:30.622
14	44.093	26.315	20.729	150.25	1:31.137
15	44.093	26.224	20.743	150.71	1:31.060
16	44.179	26.324	20.646	157.46	1:31.149
17	44.050	26.178	20.690	149.85	1:30.918
18	43.815	26.041	20.732	149.03	1:30.588
19	43.989	26.293	20.823	149.39	1:31.105
20	43.952	26.233	20.829	149.10	1:31.014
21	44.189	26.123	20.762	147.01	1:31.074
22	44.214	26.149	20.853	149.92	1:31.216
23	44.227	26.290	20.861	150.02	1:31.378
AVG	44.545	26.331	20.578	141.79	1:31.009
IDEAL	43.446	25.881	20.330	162.65	1:29.657

8 Josh Herrin
Yamaha YZF-R6

LAP	SEG 1	SEG 2	SEG 3	SPEED	LAPTIME
0	58.056	28.202	4:56.647	-	6:22.905
0	50.611	28.171	1:29.171	46.65	2:47.953
1	46.439	25.545	20.053	48.60	1:32.037
2	42.838	25.676	19.979	159.71	1:28.493
3	42.989	25.765	20.091	148.29	1:28.845
4	43.440	25.814	20.061	148.64	1:29.315
4	44.414	29.865	21:32.685	-	22:46.964
4	1:03.470	29.914	1:09.812	-	2:43.196
5	43.534	25.632	20.001	150.68	1:29.167
5	46.912	25.857	20.013	47.88	1:32.782
6	43.124	25.509	19.925	150.54	1:28.558
7	42.803	25.543	19.931	153.67	1:28.277
8	42.922	25.641	20.075	153.87	1:28.638
9	42.876	25.627	20.220	151.75	1:28.722
10	43.239	25.659	20.028	151.75	1:28.926
11	43.089	25.561	19.943	151.92	1:28.594

- lap ended in the pits - lap ended on a red flag

12	42.796	25.590	20.135	152.70	1:28.521
13	42.921	25.605	20.015	151.41	1:28.542
14	42.921	25.501	20.174	151.62	1:28.595
15	42.897	25.870	20.246	151.08	1:29.013
16	43.217	25.912	20.274	159.71	1:29.403
17	43.255	25.969	20.121	146.03	1:29.345
18	43.269	25.850	19.953	151.52	1:29.073
19	43.227	25.832	20.187	152.09	1:29.246
20	43.296	25.989	20.109	149.46	1:29.395
21	43.658	25.919	20.205	150.31	1:29.781
22	43.283	25.950	20.132	150.25	1:29.365
23	43.134	25.819	20.233	154.85	1:29.186
AVG	43.672	25.911	20.090	139.91	1:29.214
IDEAL	42.796	25.501	19.925	159.71	1:28.222

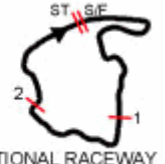
13 Melissa Paris
Yamaha YZF-R6

LAP	SEG 1	SEG 2	SEG 3	SPEED	LAPTIME
0	1:09.801	30.971	5:20.284	-	7:01.056
0	50.856	28.481	1:19.747	74.43	2:39.084
1	48.928	27.348	20.984	77.28	1:37.260
2	44.864	27.706	21.144	162.65	1:33.714
3	44.706	26.820	20.781	153.77	1:32.308
4	45.028	27.099	21.128	152.33	1:33.255
4	51.964	32.307	20:50.974	-	22:15.246
4	1:03.954	29.083	1:19.658	-	2:52.695
5	44.941	27.211	21.026	150.35	1:33.178
5	52.016	27.127	20.920	70.42	1:40.062
6	45.078	27.295	20.671	152.12	1:33.044
7	44.767	27.084	20.792	153.05	1:32.643
8	45.251	27.045	20.677	153.08	1:32.973
9	45.113	26.949	20.581	149.23	1:32.643
10	45.198	27.002	20.636	149.85	1:32.836
11	44.423	26.978	21.022	151.72	1:32.423
12	44.774	26.977	21.020	151.18	1:32.772
13	44.738	26.921	21.086	150.48	1:32.744
14	44.662	27.301	20.975	150.15	1:32.938
15	44.994	27.038	21.116	158.34	1:33.149
16	44.994	27.163	21.214	150.21	1:33.371
17	44.967	27.175	21.225	150.11	1:33.367
18	44.967	27.208	21.202	150.48	1:33.376
19	45.233	27.603	21.254	149.29	1:34.090
20	45.262	27.375	21.353	148.93	1:33.990
21	45.259	27.321	21.293	149.65	1:33.873
22	44.902	26.975	21.129	148.93	1:33.005
23	44.969	27.076	21.268	149.29	1:33.312
AVG	45.636	27.356	21.021	142.29	1:33.597
IDEAL	44.423	26.820	20.581	162.65	1:31.824

15 Steve Rapp
Ducati 848

LAP	SEG 1	SEG 2	SEG 3	SPEED	LAPTIME
0	59.688	27.840	5:03.176	-	6:30.704
0	48.582	28.864	1:28.237	54.21	2:45.683
1	46.605	25.427	19.841	56.56	1:31.873
2	42.506	25.727	19.931	164.53	1:28.164

Average laptime is the average of laptimes within 120% of the rider's fastest lap in this session



INDIVIDUAL TIMES - DAYTONA SPORTBIKE RACE 2

15 Steve Rapp
Ducati 848

LAP	SEG 1	SEG 2	SEG 3	SPEED	LAPTIME
3	43.016	25.769	19.970	154.12	1:28.754
4	43.771	25.802	19.990	150.51	1:29.563
4	44.822	30.968	21.29.242	-	22.45.032
4	1:02.760	29.327	1:13.175	-	2.45.282
5	42.795	25.962	20.106	154.19	1:28.863
5	46.335	25.929	20.311	51.68	1:32.575
6	42.993	25.328	20.310	149.03	1:28.631
7	42.571	25.387	20.262	151.92	1:28.220
8	42.859	25.624	20.187	151.48	1:28.670
9	43.038	25.749	19.992	152.84	1:28.778
10	43.075	25.611	20.195	152.02	1:28.881
11	42.951	25.499	20.127	151.18	1:28.577
12	42.711	25.582	20.262	152.67	1:28.555
13	42.810	25.548	20.150	151.25	1:28.508
14	43.022	25.647	20.040	151.68	1:28.709
15	42.883	25.964	20.178	152.29	1:29.025
16	43.259	25.992	20.046	160.92	1:29.297
17	43.388	26.234	20.196	150.64	1:29.819
18	43.139	26.065	19.947	155.63	1:29.152
19	43.145	25.939	20.115	156.20	1:29.199
20	43.275	26.024	19.937	157.06	1:29.237
21	43.683	25.980	20.069	155.84	1:29.732
22	43.300	25.829	20.242	153.81	1:29.371
23	42.957	25.972	20.167	156.81	1:29.096
AVG	43.226	25.793	20.127	148.81	1:29.146
IDEAL	42.506	25.328	19.841	164.53	1:27.675

30 Bobby Fong
Ducati 848

LAP	SEG 1	SEG 2	SEG 3	SPEED	LAPTIME
0	1:06.661	28.110	5:13.819	-	6:48.589
0	48.008	29.183	1:26.166	61.65	2:43.356
1	47.170	25.680	19.957	62.26	1:32.807
2	9:41.954	40.326	50:44.772	-	1:01:07.05
AVG	47.589	27.657	19.957	61.96	1:32.807
IDEAL	47.170	25.680	19.957	62.26	1:32.807

32 Santiago Villa
Suzuki GSX-R600

LAP	SEG 1	SEG 2	SEG 3	SPEED	LAPTIME
0	1:11.386	31.495	5:32.455	-	7:15.336
0	47.892	29.194	1:23.979	71.98	2:41.065
1	48.682	26.515	20.689	71.71	1:35.887
2	43.988	26.080	20.385	158.93	1:30.453
3	44.866	26.203	20.740	150.64	1:31.808
4	44.335	26.123	20.604	148.00	1:31.062
4	47.655	34.402	20.56.173	-	22.18.230
4	1:01.774	27.461	1:29.931	-	2.59.165
5	44.106	26.219	20.759	147.48	1:31.083
5	51.314	26.170	20.649	66.14	1:38.132
6	44.930	26.230	20.730	149.75	1:31.890
7	44.130	26.348	20.725	147.48	1:31.203

8	44.048	26.219	20.648	147.42	1:30.915
9	43.963	26.154	20.587	147.84	1:30.704
10	43.734	26.777	20.756	149.92	1:31.267
11	44.115	26.136	20.288	149.75	1:30.539
12	43.711	25.921	20.448	151.55	1:30.080
13	44.025	26.193	20.783	148.29	1:31.000
14	44.320	26.298	20.742	148.00	1:31.361
15	44.686	26.229	20.757	146.09	1:31.672
16	44.245	26.367	20.829	146.56	1:31.441
17	44.463	26.395	20.853	146.38	1:31.711
18	44.625	26.579	20.800	144.91	1:32.004
19	44.972	26.879	21.201	145.44	1:33.051
20	44.417	26.323	20.799	145.56	1:31.539
21	44.065	26.181	20.803	144.24	1:31.049
22	44.508	26.674	20.724	145.41	1:31.907
23	44.762	26.852	21.083	145.04	1:32.696
AVG	44.883	26.442	20.721	138.92	1:31.815
IDEAL	43.711	25.921	20.288	158.93	1:29.921

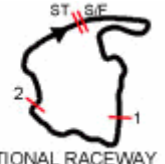
34 Michael Barnes
Yamaha YZF-R6

LAP	SEG 1	SEG 2	SEG 3	SPEED	LAPTIME
0	1:07.142	29.614	5:09.898	-	6:46.654
0	48.348	29.127	1:24.401	68.03	2:41.875
1	47.972	26.664	20.224	67.13	1:34.861
2	44.064	25.936	20.261	164.21	1:30.262
3	43.338	25.882	20.112	154.61	1:29.332
4	42.769	25.936	20.082	152.33	1:28.787
4	43.189	30.776	21.27.038	-	22.41.003
4	1:01.277	29.761	1:12.910	-	2.43.948
5	43.040	25.926	20.050	153.42	1:29.017
5	46.461	25.915	19.995	57.46	1:32.371
6	43.259	25.772	20.186	155.45	1:29.216
7	43.352	25.942	20.002	155.56	1:29.296
8	43.065	25.979	20.054	154.96	1:29.099
9	43.262	25.866	20.142	156.38	1:29.270
10	43.039	25.767	20.374	155.63	1:29.179
11	42.754	25.835	20.295	153.42	1:28.884
12	42.994	25.854	20.185	153.15	1:29.033
13	42.979	26.030	20.649	153.53	1:29.657
14	42.960	25.937	20.285	150.71	1:29.181
15	43.194	25.853	20.265	153.01	1:29.311
16	42.713	26.225	20.200	161.99	1:29.138
17	43.041	26.192	20.193	156.60	1:29.425
18	43.704	25.863	20.162	155.38	1:29.729
AVG	43.815	26.291	20.195	141.65	1:29.739
IDEAL	42.713	25.767	19.995	164.21	1:28.475

36 Martin Cardenas
Suzuki GSX-R600

LAP	SEG 1	SEG 2	SEG 3	SPEED	LAPTIME
0	1:01.834	30.357	5:19.026	-	6:51.217
0	50.290	29.060	1:27.827	43.18	2:47.177
1	47.920	25.722	19.854	46.75	1:33.495
2	43.394	25.408	19.990	164.14	1:28.792
3	49.312	26.134	20.088	153.77	1:35.534

- lap ended in the pits - lap ended on a red flag Average laptime is the average of laptimes within 120% of the rider's fastest lap in this session



AMA Pro Daytona SportBike presented by AMSOIL

VIRGINIA INTERNATIONAL RACEWAY

INDIVIDUAL TIMES - DAYTONA SPORTBIKE RACE 2

36 Martin Cardenas
Suzuki GSX-R600

LAP	SEG 1	SEG 2	SEG 3	SPEED	LAPTIME
4	43.173	25.772	19.964	155.49	1:28.908
4	42.867	31.082	21.11343	-	22.25.311
4	1:06.869	28.348	1:23.555	-	2:56.792
5	42.637	25.520	19.826	152.87	1:27.983
5	47.110	26.030	20.134	60.79	1:33.274
6	43.025	25.688	20.193	153.32	1:28.907
7	42.702	25.945	19.959	150.81	1:28.606
8	43.072	26.110	19.892	156.42	1:29.074
9	42.915	25.879	19.982	156.20	1:28.776
10	42.992	25.635	20.083	152.29	1:28.711
11	42.982	25.447	19.997	152.70	1:28.425
12	42.637	25.549	20.055	153.08	1:28.241
13	42.557	25.373	19.934	153.67	1:27.864
14	42.695	25.566	19.976	153.91	1:28.237
15	42.597	25.851	20.135	154.85	1:28.584
16	43.097	26.043	19.965	157.97	1:29.104
17	43.415	26.001	19.996	151.28	1:29.412
18	43.293	25.846	20.001	152.57	1:29.140
19	43.094	25.983	20.062	153.67	1:29.139
20	43.293	26.105	19.987	150.94	1:29.384
21	43.731	25.967	20.120	153.70	1:29.818
22	43.005	26.038	20.167	152.26	1:29.210
23	53.369	26.115	20.542	152.91	1:40.025
AVG	43.201	25.832	20.046	149.13	1:29.563
IDEAL	42.557	25.373	19.826	164.14	1:27.755

38 Kris Turner
Suzuki GSX-R600

LAP	SEG 1	SEG 2	SEG 3	SPEED	LAPTIME
0	1:06.174	32.933	5:32.391	-	7:11.499
0	48.772	29.372	1:22.693	68.41	2:40.837
1	48.762	27.137	20.774	71.06	1:36.673
2	44.442	26.608	20.590	162.07	1:31.640
3	44.547	26.550	20.471	151.05	1:31.569
4	44.310	26.599	20.639	153.08	1:31.548
4	51.002	32.766	20.50152	-	22:13.919
4	1:05.161	28.131	1:27.179	-	3:00.470
5	44.157	26.887	20.837	152.16	1:31.880
5	48.717	26.468	20.549	68.19	1:35.733
6	44.078	26.322	20.618	151.35	1:31.018
7	44.186	26.427	20.689	150.84	1:31.302
8	43.982	26.818	20.717	150.25	1:31.517
9	44.316	26.810	21.002	149.69	1:32.128
10	44.418	26.945	20.854	149.82	1:32.216
11	44.617	26.796	20.957	150.05	1:32.370
12	44.971	27.303	21.099	150.21	1:33.373
13	44.464	27.034	20.916	149.36	1:32.414
14	44.433	26.961	20.892	149.16	1:32.286
15	44.554	26.758	20.798	149.49	1:32.110
16	44.361	26.946	20.720	149.88	1:32.026
17	44.502	27.149	20.879	149.36	1:32.529
18	44.454	26.863	20.696	150.08	1:32.014

- lap ended in the pits - lap ended on a red flag Average laptime is the average of laptimes within 120% of the rider's fastest lap in this session

19	44.667	27.200	20.930	149.46	1:32.797
20	44.692	26.964	20.823	149.23	1:32.480
21	43.868	26.830	20.771	150.38	1:31.469
22	44.541	27.008	20.912	149.46	1:32.462
23	44.650	26.852	20.823	148.93	1:32.325
AVG	44.928	26.954	20.795	141.25	1:32.427
IDEAL	43.868	26.322	20.471	162.07	1:30.661

47 Josh Day
Yamaha YZF-R6

LAP	SEG 1	SEG 2	SEG 3	SPEED	LAPTIME
0	1:01.056	30.378	5:23.281	-	6:54.715
0	48.814	30.128	1:24.539	61.19	2:43.480
1	48.930	27.312	20.594	61.76	1:36.836
2	44.337	26.053	20.361	162.26	1:30.750
3	43.840	25.946	35.41.611	-	36.51.397
AVG	47.360	28.468	20.477	95.07	1:33.793
IDEAL	44.337	26.053	20.361	162.26	1:30.750

54 P. J. Jacobsen
Suzuki GSX-R600

LAP	SEG 1	SEG 2	SEG 3	SPEED	LAPTIME
0	56.516	28.171	5:11.292	-	6:35.980
0	48.095	29.209	1:27.546	57.87	2:44.849
1	1:10.949	26.948	20.984	58.97	1:58.881
2	44.663	26.339	44.573	156.42	1:55.574
3	49.030	25.871	20.556	-	1:35.457
4	43.348	25.762	20.495	148.38	1:29.604
4	43.699	25.972	22.02.207	-	23:11.878
4	1:03.621	29.273	1:15.165	-	2:48.059
5	46.836	26.013	20.336	78.25	1:33.184
6	43.350	25.672	20.319	151.65	1:29.341
7	43.367	25.686	20.240	152.33	1:29.293
8	42.989	25.588	20.008	149.82	1:28.584
9	43.254	25.676	20.262	152.06	1:29.192
10	43.222	25.599	20.216	151.55	1:29.037
11	43.080	25.506	20.169	151.31	1:28.756
12	43.324	25.681	20.153	151.85	1:29.158
13	43.247	25.695	20.134	153.74	1:29.075
14	42.974	25.635	20.113	152.29	1:28.722
15	43.020	25.741	20.200	153.39	1:28.960
16	42.815	25.835	20.198	161.91	1:28.849
17	42.877	25.550	20.006	151.21	1:28.434
18	43.225	25.653	20.105	151.35	1:28.983
19	43.157	25.578	20.295	151.62	1:29.031
20	43.091	25.634	20.298	150.41	1:29.023
21	42.927	25.648	20.161	150.08	1:28.736
22	43.516	25.726	19.974	150.81	1:29.216
23	43.357	25.728	19.988	152.81	1:29.073
AVG	43.859	26.006	20.237	140.87	1:29.510
IDEAL	42.815	25.506	19.974	161.91	1:28.295

55 Chris Fillmore
Suzuki GSX-R600

LAP	SEG 1	SEG 2	SEG 3	SPEED	LAPTIME
0	1:03.431	30.963	5:25.452	-	6:59.847

AMA PRO ROAD RACING
SUZUKI WHITE LIGHTNING AMA PRO SUPERBIKE NATIONALS
VIRGINIA INTERNATIONAL RACEWAY - ALTON, VA
ROUND 14 OF 18 - AUGUST 13-15, 2010
AMA Pro Daytona SportBike presented by AMSOIL

15C



VIRGINIA INTERNATIONAL RACEWAY

INDIVIDUAL TIMES - DAYTONA SPORTBIKE RACE 2

55 Chris Fillmore
Suzuki GSX-R600

LAP	SEG 1	SEG 2	SEG 3	SPEED	LAPTIME
0	47.975	29.968	1:24.391	66.79	2:42.334
1	47.280	25.890	20.374	65.92	1:33.544
2	53.845	25.801	20.591	157.32	1:40.237
3	10.27.243	1:22.876	47.26.529	-	59.16.649
AVG	49.700	27.220	20.483	96.68	1:36.891
IDEAL	47.280	25.801	20.374	157.32	1:33.455

57 Cory West
Suzuki GSX-R600

LAP	SEG 1	SEG 2	SEG 3	SPEED	LAPTIME
0	1:11.591	29.912	5:21.393	-	7:02.896
0	47.661	31.793	1:24.789	54.98	2:44.242
1	46.546	25.417	20.045	55.31	1:32.008
2	42.920	25.466	20.103	161.61	1:28.489
3	42.902	25.766	20.025	153.70	1:28.693
4	43.457	25.685	20.153	152.02	1:29.295
4	44.304	30.580	21.27.550	-	22.42.435
4	1:06.227	29.372	1.11.798	-	2.47.396
5	43.339	25.826	20.201	152.02	1:29.366
5	46.660	25.783	20.225	50.13	1:32.667
6	43.686	25.814	20.142	151.01	1:29.642
7	42.899	25.805	20.244	153.81	1:28.948
8	43.104	25.725	20.186	151.62	1:29.015
9	43.078	25.833	20.157	151.21	1:29.069
10	43.124	25.772	19.942	150.88	1:28.837
11	43.048	25.645	20.079	153.11	1:28.772
12	42.673	25.582	20.029	152.23	1:28.284
13	42.801	25.620	20.173	152.84	1:28.594
14	42.810	25.615	20.125	151.18	1:28.549
15	42.922	25.768	20.302	150.51	1:28.992
16	42.813	25.576	19.986	159.15	1:28.374
17	42.849	25.845	20.064	150.88	1:28.758
18	43.104	25.687	20.025	154.54	1:28.817
19	43.125	25.811	20.140	154.22	1:29.076
20	43.301	26.041	20.098	153.08	1:29.440
21	43.223	25.787	20.460	152.16	1:29.470
22	43.022	25.939	20.293	149.19	1:29.253
23	1:01.691	26.679	22.019	152.77	1:50.388
AVG	43.544	25.936	20.217	140.97	1:29.235
IDEAL	42.673	25.417	19.942	161.61	1:28.032

60 Michael Beck
Ducati 848

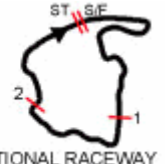
LAP	SEG 1	SEG 2	SEG 3	SPEED	LAPTIME
0	1:02.838	31.874	5:25.615	-	7:00.327
0	47.980	29.151	1:26.398	62.78	2:43.528
1	48.037	26.137	20.328	63.28	1:34.501
2	43.140	25.757	20.420	163.82	1:29.317
3	42.985	25.606	20.272	150.74	1:28.863
4	43.041	25.633	20.380	150.78	1:29.054
4	43.494	29.798	21.40.676	-	22.53.968
4	53.152	30.018	1.09.795	-	2.32.965

5	42.920	25.722	20.338	150.64	1:28.980
5	48.225	26.181	20.396	53.97	1:34.802
6	43.741	25.866	20.461	154.33	1:30.068
7	43.220	25.798	20.221	151.11	1:29.238
8	42.937	25.591	20.273	152.70	1:28.801
9	42.895	25.916	20.171	152.26	1:28.982
10	42.680	25.594	20.103	155.13	1:28.377
11	43.168	25.623	20.181	154.71	1:28.972
12	42.927	25.701	20.184	153.74	1:28.813
13	43.204	25.725	20.174	152.40	1:29.103
14	42.948	25.668	20.182	153.18	1:28.798
15	42.842	25.805	20.299	154.36	1:28.946
16	42.793	25.863	20.374	162.76	1:29.030
17	42.912	25.856	20.340	153.25	1:29.108
18	46.385	26.086	20.621	151.45	1:33.092
19	43.212	25.901	20.525	149.55	1:29.638
20	43.555	25.861	20.576	150.31	1:29.992
21	43.563	25.762	20.632	149.75	1:29.957
22	43.395	26.060	20.728	148.48	1:30.183
23	43.842	26.321	20.731	150.31	1:30.895
AVG	43.826	25.958	20.370	142.17	1:29.859
IDEAL	42.680	25.591	20.103	163.82	1:28.374

78 Reese Wacker
Suzuki GSX-R600

LAP	SEG 1	SEG 2	SEG 3	SPEED	LAPTIME
0	1:11.838	36.539	5:32.226	-	7:20.602
0	50.520	28.245	1:19.725	62.56	2:38.490
1	49.668	27.316	20.988	74.24	1:37.972
2	44.880	27.083	20.808	155.70	1:32.770
3	44.530	26.327	20.871	148.12	1:31.727
4	44.259	26.386	20.835	146.38	1:31.480
4	53.735	34.653	20.50.795	-	22.19.183
4	1:06.848	34.020	1.10.472	-	2.53.340
5	44.439	26.104	20.643	146.53	1:31.185
5	49.851	26.616	21.156	69.95	1:37.623
6	45.301	26.555	20.876	145.28	1:32.732
7	44.497	26.458	20.811	147.07	1:31.766
8	44.329	26.678	20.906	145.72	1:31.913
9	44.602	26.302	20.904	148.41	1:31.808
10	44.768	26.898	20.991	146.12	1:32.657
11	44.768	26.352	20.895	148.74	1:32.015
12	44.657	26.324	20.956	146.28	1:31.937
13	44.594	26.420	20.825	148.06	1:31.839
14	44.359	26.647	20.791	150.68	1:31.797
15	44.341	26.377	20.919	147.10	1:31.637
16	44.433	26.331	21.051	145.97	1:31.815
17	44.418	26.446	20.925	145.25	1:31.789
18	44.363	26.846	20.775	147.77	1:31.984
19	44.687	27.052	21.017	147.55	1:32.756
20	44.953	26.694	20.869	147.01	1:32.516
21	44.480	26.590	20.846	147.42	1:31.915
22	44.840	26.462	20.833	148.74	1:32.135
23	44.638	26.710	20.778	146.91	1:32.126

P - lap ended in the pits - lap ended on a red flag Average laptime is the average of laptimes within 120% of the rider's fastest lap in this session



AMA Pro Daytona SportBike presented by AMSOIL

INDIVIDUAL TIMES - DAYTONA SPORTBIKE RACE 2

AVG	45.247	26.649	20.886	138.14	1:32.496
IDEAL	44.259	26.104	20.643	155.70	1:31.006

119 Jeff Wood
Yamaha YZF-R6

LAP	SEG 1	SEG 2	SEG 3	SPEED	LAPTIME
0	1:00.261	30.509	5:24.860	-	6:55.630
0	48.837	29.299	1:23.929	59.27	2:42.066
1	47.808	26.147	20.342	65.84	1:34.296
2	43.273	25.638	20.373	163.08	1:29.284
3	43.123	25.617	20.308	152.09	1:29.048
4	43.293	25.627	20.346	149.62	1:29.265
4	44.306	29.986	21.29.753	-	22.44.045
4	1:01.006	30.673	1:10.678	-	2:42.357
5	43.132	25.520	20.282	149.69	1:28.935
5	46.751	25.945	20.406	56.43	1:33.101
6	43.412	25.972	20.287	150.18	1:29.671
7	43.286	25.833	20.437	151.55	1:29.555
8	43.170	25.759	20.483	148.32	1:29.412
9	43.709	26.151	20.362	148.16	1:30.222
AVG	44.527	26.501	20.363	126.75	1:30.279
IDEAL	43.123	25.520	20.282	163.08	1:28.926

120 Jodi Christie
Honda CBR600RR

LAP	SEG 1	SEG 2	SEG 3	SPEED	LAPTIME
0	1:04.753	35.080	5:31.781	-	7:11.614
0	49.314	28.506	1:21.074	68.48	2:38.894
1	48.820	27.245	20.727	72.85	1:36.791
2	44.387	26.663	20.398	161.45	1:31.448
3	44.782	26.712	20.544	151.85	1:32.037
4	43.868	27.147	20.776	152.12	1:31.791
4	2:24.028	2:14.064	22.33.099	-	23.44.051
4	1:03.156	27.940	1:30.598	-	3:01.694
5	54.327	26.424	20.801	69.49	1:41.552
6	43.950	27.258	20.641	150.58	1:31.849
7	44.707	27.237	20.632	152.33	1:32.576
8	44.842	27.073	20.718	151.25	1:32.632
9	44.301	26.585	20.848	150.38	1:31.733
10	43.878	26.205	20.724	149.46	1:30.807
11	44.002	26.401	20.659	148.77	1:31.061
12	43.747	26.180	20.655	149.13	1:30.582
13	44.163	26.676	20.602	151.11	1:31.441
14	44.098	26.400	20.657	153.01	1:31.154
15	43.888	26.344	20.613	150.08	1:30.845
16	43.844	26.298	20.757	150.51	1:30.899
17	44.308	26.569	20.872	148.32	1:31.748
18	44.078	26.444	20.782	149.23	1:31.304
19	44.167	26.587	21.044	148.45	1:31.798
20	44.351	26.576	20.828	146.79	1:31.755
21	44.521	26.809	20.961	148.25	1:32.291
22	44.770	26.813	21.023	147.55	1:32.606
23	44.910	26.766	21.347	148.22	1:33.024
AVG	44.682	26.747	20.766	140.40	1:32.336
IDEAL	43.747	26.180	20.398	161.45	1:30.325

133 Kyle Wyman
Yamaha YZF-R6

LAP	SEG 1	SEG 2	SEG 3	SPEED	LAPTIME
0	59.264	28.559	5:16.304	-	6:44.126
0	48.505	30.334	1:21.820	64.82	2:40.659
1	47.794	26.349	20.590	72.23	1:34.733
2	44.651	25.984	20.421	162.92	1:31.056
3	43.344	26.241	20.415	152.23	1:30.000
4	43.692	26.363	20.391	152.87	1:30.446
4	51.417	33.794	36.858	-	2:04.069
4	21.23.065	29.807	1:15.465	-	23:08.338
5	43.810	34.384	20.577	153.74	1:38.770
5	46.928	26.305	20.367	63.45	1:33.600
AVG	45.532	27.162	20.460	117.47	1:33.101
IDEAL	43.344	25.984	20.367	162.92	1:29.694

175 Sam Rozynski
Yamaha YZF-R6

LAP	SEG 1	SEG 2	SEG 3	SPEED	LAPTIME
0	54.733	27.974	5:12.445	-	6:35.153
0	49.751	28.471	1:19.631	76.82	2:37.852
1	48.991	27.314	21.081	77.39	1:37.386
2	12:02.026	1:22.879	47:51.720	-	1:01.16.62
AVG	51.159	27.920	21.081	77.11	1:37.386
IDEAL	48.991	27.314	21.081	77.39	1:37.386

210 Paul Allison
Yamaha YZF-R6

LAP	SEG 1	SEG 2	SEG 3	SPEED	LAPTIME
0	57.383	27.726	5:07.654	-	6:32.763
0	48.457	29.954	1:24.813	59.25	2:43.224
1	48.004	26.086	20.305	58.30	1:34.395
2	44.564	26.048	20.471	162.84	1:31.083
3	44.093	26.052	20.388	151.18	1:30.534
4	43.796	26.294	20.395	150.21	1:30.485
4	44.845	33.406	21:20.142	-	22:36.393
4	59.373	29.437	1:13.743	-	2:42.553
5	43.932	26.096	20.594	151.25	1:30.622
5	48.155	26.388	20.296	59.31	1:34.838
6	43.566	26.447	20.375	152.67	1:30.387
7	43.491	25.973	20.204	153.84	1:29.668
8	43.809	26.066	20.126	153.77	1:30.001
9	43.589	26.285	20.342	153.25	1:30.216
10	43.469	26.054	20.466	150.45	1:29.989
11	43.738	25.878	20.467	149.65	1:30.083
12	43.706	25.839	20.484	149.13	1:30.029
13	43.661	25.921	20.403	148.58	1:29.986
14	43.626	25.856	20.403	148.64	1:29.885
15	43.542	25.800	20.438	149.26	1:29.780
16	43.603	25.860	20.487	156.56	1:29.950
17	43.743	25.989	20.468	148.64	1:30.200
18	43.883	26.031	20.496	148.97	1:30.409
19	43.896	26.274	20.529	148.03	1:30.699
20	43.770	26.305	20.531	149.13	1:30.607
21	43.901	26.276	20.650	148.67	1:30.827

- lap ended in the pits - lap ended on a red flag Average laptime is the average of laptimes within 120% of the rider's fastest lap in this session

AMA PRO ROAD RACING
SUZUKI WHITE LIGHTNING AMA PRO SUPERBIKE NATIONALS
VIRGINIA INTERNATIONAL RACEWAY - ALTON, VA
ROUND 14 OF 18 - AUGUST 13-15, 2010
AMA Pro Daytona SportBike presented by AMSOIL

15C



VIRGINIA INTERNATIONAL RACEWAY

INDIVIDUAL TIMES - DAYTONA SPORTBIKE RACE 2

210 Paul Allison
Yamaha YZF-R6

LAP	SEG 1	SEG 2	SEG 3	SPEED	LAPTIME
22	44.085	26.280	20.541	148.12	1:30.906
23	44.204	26.453	20.654	148.25	1:31.310
AVG	44.144	26.366	20.598	148.19	1:31.108
IDEAL	43.469	25.800	20.126	162.84	1:29.395

213 David White
Kawasaki ZX-6R

LAP	SEG 1	SEG 2	SEG 3	SPEED	LAPTIME
0	-	-	-	-	0.000
AVG	-	-	-	-	-
IDEAL	-	-	-	-	-

461 Abe Stacey
Suzuki GSX-R600

LAP	SEG 1	SEG 2	SEG 3	SPEED	LAPTIME
0	1:03.163	34.058	5:32.681	-	7:09.902
0	50.503	28.209	1:20.135	70.30	2:38.848
1	49.016	27.217	20.964	74.47	1:37.196
2	45.393	26.866	21.195	157.57	1:33.454
3	45.496	26.572	20.792	149.19	1:32.859
4	45.362	26.626	20.755	148.00	1:32.744
4	52.154	32.182	20.55372	-	22.19.709
4	59.856	28.695	1.19.814	-	2.48.365
5	44.871	27.106	21.079	149.72	1:33.056
5	51.920	27.028	21.058	68.72	1:40.006
6	44.907	26.690	20.819	147.93	1:32.416
7	44.777	26.791	20.892	147.07	1:32.460
8	45.494	26.858	20.988	147.13	1:33.339
9	44.959	26.834	20.920	147.68	1:32.713
10	45.129	26.856	21.009	147.20	1:32.994
11	44.780	26.836	21.013	146.56	1:32.630
12	44.917	26.904	21.057	148.61	1:32.878
13	44.808	26.718	21.213	147.58	1:32.739
14	45.212	26.955	21.015	146.75	1:33.182
15	45.022	26.976	21.411	153.32	1:33.409
16	46.837	28.092	21.884	142.91	1:36.813
17	46.374	27.854	22.117	143.69	1:36.344
18	46.885	27.794	21.649	143.45	1:36.328
19	46.160	27.676	21.429	144.88	1:35.265
20	46.089	27.692	22.027	144.03	1:35.808
21	54.325	27.752	22.218	121.58	1:44.295
22	48.006	28.337	22.803	124.94	1:39.147
AVG	46.214	27.218	21.318	135.97	1:34.873
IDEAL	44.777	26.572	20.755	157.57	1:32.105

811 Michael Morgan
Suzuki GSX-R600

LAP	SEG 1	SEG 2	SEG 3	SPEED	LAPTIME
0	1:14.532	28.345	5:04.566	-	6:47.443
0	48.799	28.516	1:21.563	76.57	2:38.878
1	48.467	26.777	20.714	76.91	1:35.957
2	44.378	26.358	20.638	161.26	1:31.374
3	44.597	26.528	20.798	151.11	1:31.922

4	44.427	26.371	20.977	150.71	1:31.775
4	53.943	34.579	20.56568	-	22.25.090
4	1:04.420	30.327	1.14.221	-	2.48.968
5	44.766	26.789	20.852	150.71	1:32.408
5	51.659	26.563	20.936	67.92	1:39.158
6	44.493	26.517	21.007	149.52	1:32.016
7	44.229	26.547	20.751	151.92	1:31.527
8	44.774	26.466	20.644	150.08	1:31.885
9	44.579	26.395	20.619	153.15	1:31.593
10	44.345	26.660	20.961	152.23	1:31.966
11	44.737	26.375	20.942	150.45	1:32.053
12	44.461	26.526	20.861	148.25	1:31.847
13	44.588	26.494	20.919	150.74	1:32.001
14	44.706	26.655	20.638	150.11	1:31.999
15	44.425	26.636	20.879	153.39	1:31.940
16	44.663	26.543	20.917	152.91	1:32.123
17	44.518	26.700	20.814	151.72	1:32.032
18	44.482	26.614	20.729	151.18	1:31.825
19	44.259	26.813	20.866	151.38	1:31.938
20	44.492	26.588	21.124	153.42	1:32.204
21	44.545	26.656	20.801	148.41	1:32.002
22	44.909	26.781	20.658	150.91	1:32.348
23	44.372	27.248	20.721	151.05	1:32.341
AVG	45.119	26.735	20.830	142.57	1:32.400
IDEAL	44.229	26.358	20.619	161.26	1:31.205

- lap ended in the pits - lap ended on a red flag Average laptime is the average of laptimes within 120% of the rider's fastest lap in this session