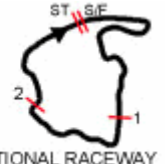


AMA PRO ROAD RACING
SUZUKI WHITE LIGHTNING AMA PRO SUPERBIKE NATIONALS
VIRGINIA INTERNATIONAL RACEWAY - ALTON, VA
ROUND 14 OF 19 - AUGUST 13-15, 2010
AMA Pro SuperSport East

6C



VIRGINIA INTERNATIONAL RACEWAY

INDIVIDUAL TIMES - SUPERSPORT QUALIFYING 1

3 Cody Wyman
Suzuki GSX-R600

LAP	SEG 1	SEG 2	SEG 3	SPEED	LAPTIME
1	49.076	27.856	21.820	-	-
2	46.025	27.235	21.586	142.67	1:34.846
3	45.817	28.391	21.566	143.42	1:35.774
4	45.840	27.288	21.363	147.48	1:34.490
5	45.305	27.181	21.394	145.22	1:33.879
6	45.380	27.216	21.199	148.00	1:33.796
7	5:47.947	5:23.440	5:16.260	146.63	6:37.565
8	46.557	28.855	21.664	143.54	1:37.077
9	45.473	27.384	22.631	143.24	1:35.488
10	46.008	27.121	21.514	139.95	1:34.643
11	45.750	27.350	21.429	142.43	1:34.529
12	11:13.973	10:56.438	10:50.845	143.21	12:04.345
13	45.998	28.135	22.070	142.52	1:36.202
AVG	45.815	27.637	21.658	144.03	1:35.072
IDEAL	45.305	27.121	21.199	148.00	1:33.625

5 Corey Alexander
Suzuki GSX-R600

LAP	SEG 1	SEG 2	SEG 3	SPEED	LAPTIME
1	49.076	27.443	21.633	-	-
2	45.362	26.406	21.194	140.96	1:32.962
AVG	45.362	26.925	21.414	140.96	1:32.962
IDEAL	45.362	26.406	21.194	140.96	1:32.962

12 Tomas Puerta
Yamaha YZF-R6

LAP	SEG 1	SEG 2	SEG 3	SPEED	LAPTIME
1	48.519	27.463	21.056	-	-
2	44.724	26.702	20.781	147.17	1:32.207
3	44.092	26.546	20.740	153.36	1:31.377
4	44.265	26.573	21.102	150.02	1:31.941
5	44.505	26.830	20.916	147.39	1:32.251
6	7:39.739	7:22.739	7:17.223	146.60	8:27.993
7	43.869	26.315	20.818	145.59	1:31.001
8	43.974	26.211	20.807	146.12	1:30.992
9	43.884	26.953	20.995	147.32	1:31.831
10	9:44.607	9:27.949	9:22.534	147.32	10:32.880
11	43.661	26.002	20.540	146.94	1:30.203
12	43.416	26.144	20.628	147.32	1:30.187
13	43.554	26.044	20.557	147.61	1:30.155
AVG	43.994	26.526	20.813	147.73	1:31.215
IDEAL	43.416	26.002	20.540	153.36	1:29.959

17 James Rispoli
Suzuki GSX-R600

LAP	SEG 1	SEG 2	SEG 3	SPEED	LAPTIME
1	52.634	30.411	22.224	-	-
2	48.890	27.592	21.376	148.16	1:37.857
3	45.180	28.026	22.493	154.01	1:35.699
4	44.090	26.406	21.025	147.20	1:31.520
5	44.024	26.316	20.920	146.28	1:31.260
6	44.146	26.342	20.755	146.60	1:31.243
7	10:56.050	10:37.894	10:32.586	147.87	11:43.907

8	44.173	27.303	20.840	144.79	1:32.316
9	44.319	26.439	20.891	145.81	1:31.650
10	43.788	26.019	20.565	145.72	1:30.373
11	7:26.502	7:09.991	7:03.703	146.53	8:15.083
12	44.326	26.765	21.003	145.28	1:32.094
13	44.087	26.464	21.041	145.75	1:31.592
14	44.123	26.278	20.931	145.22	1:31.332
AVG	44.610	27.051	21.146	146.72	1:32.438
IDEAL	43.788	26.019	20.565	154.01	1:30.373

21 Elena Myers
Suzuki GSX-R600

LAP	SEG 1	SEG 2	SEG 3	SPEED	LAPTIME
1	52.739	30.208	22.530	-	-
2	46.322	27.329	21.568	142.94	1:35.220
3	44.938	26.905	21.147	150.84	1:32.989
4	44.633	26.757	20.996	146.60	1:32.386
5	44.505	27.669	21.781	146.85	1:33.954
6	44.751	26.601	24.740	146.25	1:36.092
7	6:31.836	6:10.589	6:05.030	134.11	7:19.742
8	44.468	26.441	20.925	147.13	1:31.834
9	44.360	26.696	20.983	146.28	1:32.038
10	45.809	28.745	21.612	145.81	1:36.166
11	44.744	30.571	20.800	145.81	1:36.115
12	44.477	26.686	21.061	149.62	1:32.224
13	4:12.286	3:54.293	3:47.978	146.50	5:00.934
AVG	44.901	27.692	21.649	145.73	1:33.902
IDEAL	44.360	26.441	20.800	150.84	1:31.600

24 Travis Wyman
Yamaha YZF-R6

LAP	SEG 1	SEG 2	SEG 3	SPEED	LAPTIME
1	48.786	27.589	21.197	-	-
2	46.480	27.463	21.011	146.00	1:34.953
3	44.446	26.451	20.957	145.94	1:31.853
4	44.208	26.329	20.692	154.29	1:31.228
5	44.052	26.315	20.791	149.36	1:31.158
6	5:36.403	5:12.696	5:05.763	148.77	6:24.469
7	44.676	26.332	20.855	147.07	1:31.863
8	44.090	26.464	20.801	147.71	1:31.354
9	44.076	26.383	20.797	148.25	1:31.256
10	12:28.076	12:13.376	12:07.181	147.52	13:23.262
11	3:02.949	2:44.165	2:38.055	140.73	3:50.353
12	44.257	26.416	20.628	149.00	1:31.301
13	44.228	26.301	20.766	148.80	1:31.295
14	44.279	28.338	20.748	148.16	1:33.366
AVG	44.479	26.762	20.840	147.82	1:31.963
IDEAL	44.052	26.301	20.628	154.29	1:30.980

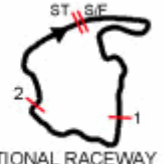
25 Joey Pascarella
Yamaha YZF-R6

LAP	SEG 1	SEG 2	SEG 3	SPEED	LAPTIME
1	52.563	30.277	22.286	-	-
2	49.704	30.205	22.440	146.16	1:42.349
3	44.067	26.087	20.880	153.32	1:31.033
4	43.748	26.170	20.392	148.71	1:30.310

P - lap ended in the pits - lap ended on a red flag Average laptime is the average of laptimes within 120% of the rider's fastest lap in this session

AMA PRO ROAD RACING
SUZUKI WHITE LIGHTNING AMA PRO SUPERBIKE NATIONALS
VIRGINIA INTERNATIONAL RACEWAY - ALTON, VA
ROUND 14 OF 19 - AUGUST 13-15, 2010

6C



VIRGINIA INTERNATIONAL RACEWAY

AMA Pro SuperSport East

INDIVIDUAL TIMES - SUPERSPORT QUALIFYING 1

25 Joey Pascarella
Yamaha YZF-R6

LAP	SEG 1	SEG 2	SEG 3	SPEED	LAPTIME
5	43.501	25.955	20.543	148.29	1:29.999
6	43.244	25.939	21.018	148.93	1:30.201
7	43.581	26.684	20.512	145.56	1:30.776
8	43.561	25.928	20.428	147.01	1:29.917
9	43.363	25.982	20.541	147.64	1:29.887
10	6:40.355	6:16.755	6:07.579	146.38	7:32.123
11	44.732	29.074	20.783	148.35	1:34.590
12	43.431	26.018	20.345	146.69	1:29.793
13	43.555	25.805	20.300	146.98	1:29.659
14	43.184	26.053	20.266	148.09	1:29.503
15	43.518	26.233	20.531	152.87	1:30.282
16	3:45.045	3:33.329	3:28.126	146.91	4:37.848
17	43.445	25.830	20.310	147.36	1:29.585
18	43.247	25.816	20.187	148.64	1:29.250
19	43.414	26.284	20.335	148.71	1:30.033
20	44.268	26.434	22.607	149.95	1:33.309
AVG	43.575	26.288	20.622	148.02	1:30.485
IDEAL	43.184	25.805	20.187	153.32	1:29.175

28 Ryan Kerr
Kawasaki Ninja ZX-6R

LAP	SEG 1	SEG 2	SEG 3	SPEED	LAPTIME
1	50.632	28.273	22.359	-	-
2	45.602	27.290	21.878	143.27	1:34.770
3	45.389	27.095	21.658	148.71	1:34.142
4	45.245	27.562	21.939	145.16	1:34.746
5	45.758	27.430	22.130	141.54	1:35.318
6	45.171	27.360	21.950	144.30	1:34.481
7	45.701	27.176	21.608	141.75	1:34.485
8	5:23.791	5:05.768	5:00.476	143.75	6:13.438
9	3:35.289	3:17.928	3:12.676	144.45	4:25.626
10	45.864	27.582	22.030	142.85	1:35.476
11	45.782	27.514	22.115	141.60	1:35.411
12	46.001	27.421	21.824	141.81	1:35.246
13	4:31.356	4:13.968	4:00.076	148.77	5:22.326
14	45.986	27.583	22.101	143.00	1:35.670
15	45.528	27.483	21.649	142.52	1:34.661
16	45.841	27.326	21.805	136.58	1:34.972
17	45.708	27.338	22.044	142.28	1:35.090
18	45.765	27.238	21.634	142.16	1:34.637
AVG	45.667	27.445	21.915	143.21	1:34.936
IDEAL	45.171	27.095	21.608	148.77	1:33.874

39 Jordan Richardson
Triumph Daytona 675

LAP	SEG 1	SEG 2	SEG 3	SPEED	LAPTIME
1	49.556	28.028	21.528	-	-
2	45.728	27.087	22.443	138.24	1:35.258
3	45.251	27.115	21.197	138.24	1:33.563
4	45.676	27.301	21.503	139.60	1:34.480
5	5:49.606	5:31.045	5:23.505	137.32	6:38.971
6	46.694	28.067	21.136	144.12	1:35.897

40 Travis Ohge
Yamaha YZF-R6

LAP	SEG 1	SEG 2	SEG 3	SPEED	LAPTIME
1	49.918	27.947	21.971	-	-
2	45.598	27.241	21.233	149.55	1:34.072
3	44.753	26.851	21.145	146.44	1:32.748
4	44.834	26.971	21.247	145.25	1:33.052
5	44.780	26.939	21.385	145.35	1:33.104
6	5:01.168	4:42.513	4:36.608	145.25	5:50.084
7	45.087	26.929	21.414	143.96	1:33.430
8	44.963	27.106	21.246	144.33	1:33.315
9	45.182	26.876	21.360	142.58	1:33.418
10	44.770	27.194	21.517	144.67	1:33.480
11	4:31.412	4:10.250	4:03.107	144.51	5:19.784
12	44.737	27.436	21.816	150.05	1:33.988
13	45.089	26.851	23.067	139.92	1:35.007
14	45.346	27.029	21.513	143.75	1:33.888
15	5:25.188	5:08.049	5:01.155	145.87	6:14.868
16	45.242	26.984	21.198	144.03	1:33.424
AVG	45.032	27.104	21.547	145.03	1:33.577
IDEAL	44.737	26.851	21.145	150.05	1:32.732

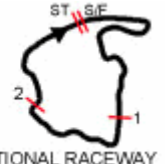
41 Matias Cassano
Yamaha YZF-R6

LAP	SEG 1	SEG 2	SEG 3	SPEED	LAPTIME
1	49.822	27.883	21.939	-	-
2	48.881	28.699	21.845	138.38	1:39.424
3	45.030	27.163	21.403	146.69	1:33.596
4	45.851	27.360	21.576	148.25	1:34.787
5	44.985	27.122	21.371	147.52	1:33.478
6	45.613	27.322	21.578	147.36	1:34.513
7	5:18.494	4:53.863	4:41.161	144.94	6:07.082
8	46.341	28.125	26.907	138.08	1:41.373
9	44.624	27.098	21.701	146.03	1:33.422
10	49.815	34.748	28.338	146.66	1:52.901
11	58.628	39.330	21.819	133.43	1:59.777
12	45.002	26.944	21.227	146.72	1:33.173
13	6:17.102	5:54.305	5:43.401	147.36	7:06.111
14	45.624	28.451	21.582	144.98	1:35.657
15	45.167	28.947	21.856	146.31	1:35.970
AVG	46.085	27.738	21.627	144.48	1:35.539
IDEAL	44.624	26.944	21.227	148.25	1:32.794

45 Antoine Richards
Suzuki GSX-R600

LAP	SEG 1	SEG 2	SEG 3	SPEED	LAPTIME
1	50.571	28.875	21.697	-	-
2	45.568	27.927	21.347	143.96	1:34.842
3	45.952	27.507	21.577	143.15	1:35.036
4	46.119	27.352	21.669	142.13	1:35.141
5	45.291	27.400	21.319	141.66	1:34.011
6	6:19.749	6:01.320	5:53.390	141.25	7:10.874
7	8:07.368	7:48.725	7:42.896	142.40	8:56.400

P - lap ended in the pits R - lap ended on a red flag Average laptime is the average of laptimes within 120% of the rider's fastest lap in this session



AMA Pro SuperSport East

VIRGINIA INTERNATIONAL RACEWAY

INDIVIDUAL TIMES - SUPERSPORT QUALIFYING 1

45 Antoine Richards
Suzuki GSX-R600

LAP	SEG 1	SEG 2	SEG 3	SPEED	LAPTIME
8	45.454	27.895	21.610	147.39	1:34.958
9	46.006	27.547	21.587	139.57	1:35.139
10	5:06.028	4:47.142	4:38.581	141.13	5:55.195
11	45.396	27.841	21.551	142.85	1:34.787
12	46.009	27.769	22.047	140.12	1:35.825
AVG	45.716	27.763	21.699	142.21	1:35.177
IDEAL	45.291	27.352	21.319	147.39	1:33.963

52 Michael Corbino
Yamaha YZF-R6

LAP	SEG 1	SEG 2	SEG 3	SPEED	LAPTIME
1	50.821	28.868	21.954	-	-
2	46.028	27.560	21.427	141.10	1:35.015
3	45.113	27.203	21.265	148.64	1:33.581
4	44.833	27.017	21.065	143.72	1:32.915
5	44.870	27.112	21.347	143.87	1:33.329
6	45.431	27.352	21.504	143.03	1:34.287
7	7:18.217	6:59.834	6:54.204	140.35	8:07.617
8	45.384	27.344	21.376	140.29	1:34.104
9	45.439	27.206	21.587	142.91	1:34.231
10	45.838	27.180	21.580	140.76	1:34.598
11	5:32.864	5:10.831	5:02.034	140.70	6:22.728
12	45.933	29.187	23.776	139.00	1:38.896
AVG	45.430	27.603	21.688	142.22	1:34.551
IDEAL	44.833	27.017	21.065	148.64	1:32.915

54 James Cohrs
Yamaha YZF-R6

LAP	SEG 1	SEG 2	SEG 3	SPEED	LAPTIME
1	50.061	28.394	21.668	-	-
2	46.409	27.401	21.337	142.61	1:35.147
3	45.810	27.076	21.155	142.22	1:34.041
4	46.049	44.859	26.943	141.90	1:57.851
AVG	46.089	27.623	21.387	142.24	1:34.594
IDEAL	45.810	27.076	21.155	142.61	1:34.041

56 Austin Dehaven
Yamaha YZF-R6

LAP	SEG 1	SEG 2	SEG 3	SPEED	LAPTIME
1	52.892	30.828	22.064	-	-
2	45.567	27.916	21.049	152.06	1:34.532
3	44.258	26.900	20.820	148.84	1:31.978
4	44.196	26.792	20.784	148.77	1:31.772
5	3:16.092	2:59.604	2:53.871	148.22	4:05.689
6	44.496	28.026	23.451	146.91	1:35.973
7	44.262	26.421	20.785	148.54	1:31.467
8	5:13.200	4:55.867	4:49.610	148.80	6:05.850
9	45.672	27.195	20.917	148.00	1:33.784
AVG	44.742	27.725	21.410	148.77	1:33.251
IDEAL	44.196	26.421	20.784	152.06	1:31.400

68 Dustin Dominguez
Kawasaki Ninja ZX-6R

LAP	SEG 1	SEG 2	SEG 3	SPEED	LAPTIME
1	49.006	27.473	21.532	-	-
2	45.064	27.144	21.184	141.51	1:33.392
3	44.578	26.360	20.959	149.82	1:31.897
4	44.361	26.545	20.833	144.33	1:31.739
5	3:55.734	3:36.497	3:31.528	143.93	4:50.250
6	44.058	26.401	20.789	142.58	1:31.248
7	44.150	26.332	20.866	143.24	1:31.348
8	44.375	26.403	21.149	142.97	1:31.927
9	3:52.283	3:32.081	3:26.698	143.75	4:43.356
10	44.397	26.232	20.945	145.50	1:31.574
11	44.370	25.986	20.929	145.16	1:31.285
12	43.939	26.412	20.847	145.72	1:31.198
13	4:53.071	4:25.841	4:16.658	143.87	5:44.957
14	49.827	30.629	21.418	124.28	1:41.874
15	44.433	26.888	21.259	145.72	1:32.581
16	43.807	26.055	20.817	147.23	1:30.678
AVG	44.780	26.881	21.076	143.31	1:32.562
IDEAL	43.807	25.986	20.789	149.82	1:30.582

71 Hunter Propst
Suzuki GSX-R600

LAP	SEG 1	SEG 2	SEG 3	SPEED	LAPTIME
1	52.883	29.692	23.191	-	-
2	47.826	28.346	22.877	141.13	1:39.049
3	47.963	28.351	22.568	146.88	1:38.882
4	47.241	28.194	22.314	141.78	1:37.748
5	5:44.479	5:23.990	5:15.832	141.13	6:35.995
6	47.489	28.794	22.555	141.49	1:38.837
7	9:59.483	9:40.420	9:34.379	141.75	10:50.630
8	47.864	28.744	22.643	140.09	1:39.250
9	47.840	28.608	22.423	140.41	1:38.870
10	5:49.766	5:29.045	5:21.514	142.40	6:41.678
11	47.330	28.210	22.806	139.17	1:38.347
AVG	47.650	28.617	22.672	141.62	1:38.712
IDEAL	47.241	28.194	22.314	146.88	1:37.748

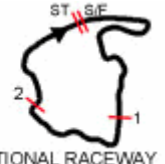
72 Miles Thornton
Yamaha YZF-R6

LAP	SEG 1	SEG 2	SEG 3	SPEED	LAPTIME
1	48.606	27.279	21.327	-	-
2	45.234	26.606	20.952	146.69	1:32.792
3	44.640	26.991	20.874	153.39	1:32.505
4	44.457	27.597	20.812	147.39	1:32.866
5	44.447	26.708	20.744	149.42	1:31.899
6	44.542	26.503	21.363	147.42	1:32.408
7	3:28.239	3:09.762	3:04.433	145.41	4:15.528
8	44.600	26.765	20.991	143.84	1:32.356
9	45.111	27.369	21.413	146.22	1:33.893
10	44.216	26.599	21.102	145.75	1:31.918
11	44.251	26.343	20.919	146.25	1:31.513
12	44.267	26.340	20.907	145.97	1:31.513
13	44.143	26.313	20.882	146.47	1:31.339
14	44.147	26.203	20.744	146.34	1:31.093
15	3:57.328	3:37.022	3:29.689	147.96	4:48.003
16	8:35.191	8:18.096	8:13.036	148.22	9:24.050

P - lap ended in the pits **R** - lap ended on a red flag Average laptime is the average of laptimes within 120% of the rider's fastest lap in this session

AMA PRO ROAD RACING
SUZUKI WHITE LIGHTNING AMA PRO SUPERBIKE NATIONALS
VIRGINIA INTERNATIONAL RACEWAY - ALTON, VA
ROUND 14 OF 19 - AUGUST 13-15, 2010

6C



AMA Pro SuperSport East

VIRGINIA INTERNATIONAL RACEWAY

INDIVIDUAL TIMES - SUPERSPORT QUALIFYING 1

AVG	44.504	26.740	21.002	147.12	1:32.175
IDEAL	44.143	26.203	20.744	153.39	1:31.090

73 J. D. Beach
Yamaha YZF-R6

LAP	SEG 1	SEG 2	SEG 3	SPEED	LAPTIME
1	47.666	3:20.454	3:12.841	-	-
2	44.243	26.131	20.731	147.07	1:31.106
3	43.583	26.272	20.488	145.97	1:30.343
4	43.698	26.415	20.513	146.88	1:30.625
5	43.075	26.142	20.406	146.09	1:29.623
6	7:30.358	7:13.115	7:04.331	147.20	8:19.784
7	43.424	26.168	21.007	147.58	1:30.599
8	43.212	26.395	20.650	148.67	1:30.257
9	43.137	25.840	20.374	147.01	1:29.351
10	43.282	26.034	20.550	147.13	1:29.865
11	7:34.808	7:19.802	7:13.191	153.36	8:24.408
12	43.669	26.202	20.338	148.25	1:30.209
AVG	43.480	26.178	20.562	147.75	1:30.220
IDEAL	43.075	25.840	20.338	153.36	1:29.253

75 Huntley Nash
Yamaha YZF-R6

LAP	SEG 1	SEG 2	SEG 3	SPEED	LAPTIME
1	48.819	27.795	21.024	-	-
2	44.657	26.809	21.088	147.74	1:32.554
3	44.283	26.570	20.636	148.74	1:31.489
4	43.920	26.449	20.579	147.61	1:30.948
5	43.891	26.331	20.631	148.67	1:30.853
6	43.794	26.653	21.400	148.54	1:31.847
7	43.842	26.361	20.614	148.29	1:30.816
8	43.764	26.464	20.564	148.58	1:30.793
9	43.661	26.376	20.686	148.03	1:30.723
10	10:37.725	10:19.448	10:12.592	148.38	11:25.595
11	43.765	26.417	20.709	147.48	1:30.891
12	43.492	26.235	20.859	149.85	1:30.587
13	55.640	27.783	20.702	150.25	1:44.125
14	43.617	26.535	20.472	149.88	1:30.623
15	43.582	26.323	20.815	149.03	1:30.720
AVG	43.856	26.650	20.770	148.65	1:32.074
IDEAL	43.492	26.235	20.472	150.25	1:30.199

77 Eric Stump
Yamaha YZF-R6

LAP	SEG 1	SEG 2	SEG 3	SPEED	LAPTIME
1	50.402	27.977	22.426	-	-
2	45.930	27.760	21.766	141.49	1:35.456
3	45.376	27.337	21.372	150.31	1:34.084
4	44.937	26.842	21.316	148.58	1:33.094
5	44.576	26.739	21.221	147.20	1:32.536
6	5:10.378	4:52.612	4:26.559	147.64	5:59.039
7	45.327	27.257	21.589	144.18	1:34.173
8	45.107	27.109	21.700	145.01	1:33.916
9	45.467	27.079	21.563	144.45	1:34.109
10	45.598	27.016	21.368	144.48	1:33.981
11	5:44.992	5:25.524	5:18.664	145.10	6:33.841

12	45.361	26.990	21.780	144.15	1:34.131
13	45.130	27.512	21.908	144.58	1:34.550
14	4:24.349	4:05.581	3:59.443	144.06	5:13.323
15	45.998	26.982	21.307	141.19	1:34.288
16	45.203	26.971	21.116	145.44	1:33.290
17	53.178	29.836	21.976	142.02	1:44.989
AVG	45.896	27.360	21.612	144.94	1:34.766
IDEAL	44.576	26.739	21.116	150.31	1:32.431

82 Daniel Guevara
Suzuki GSX-R600

LAP	SEG 1	SEG 2	SEG 3	SPEED	LAPTIME
1	52.707	30.124	22.583	-	-
2	46.532	27.950	21.432	142.97	1:35.914
3	45.387	27.473	21.527	149.26	1:34.387
4	45.315	27.337	21.373	143.36	1:34.024
5	45.100	27.810	21.399	142.79	1:34.309
6	45.016	27.214	21.189	142.13	1:33.420
7	3:51.340	3:32.387	3:26.616	143.66	4:40.211
8	45.135	27.216	21.901	141.43	1:34.251
9	45.352	27.263	21.383	140.99	1:33.998
10	45.255	26.932	21.235	142.70	1:33.422
11	44.857	26.809	21.283	142.70	1:32.949
12	44.936	26.883	21.152	142.91	1:32.971
13	44.816	26.934	21.341	143.87	1:33.090
14	45.045	26.775	21.304	143.51	1:33.125
15	9:27.801	8:59.028	8:44.640	142.52	10:18.184
16	44.522	26.497	21.273	143.06	1:32.292
17	44.804	26.744	21.176	142.85	1:32.723
AVG	45.148	27.331	21.437	143.17	1:33.634
IDEAL	44.522	26.497	21.152	149.26	1:32.171

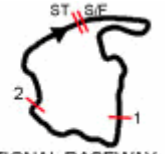
97 Nicholas Hansen
Suzuki GSX-R600

LAP	SEG 1	SEG 2	SEG 3	SPEED	LAPTIME
1	50.540	28.450	22.090	-	-
2	45.651	27.320	21.772	143.24	1:34.743
3	45.578	26.754	21.266	149.03	1:33.597
4	44.861	26.811	21.351	144.61	1:33.023
5	45.177	26.638	21.085	139.46	1:32.900
6	7:46.049	7:30.172	7:24.912	144.98	8:37.416
7	46.105	27.435	21.423	142.02	1:34.964
8	44.988	26.735	21.116	143.63	1:32.838
9	44.239	26.280	21.037	144.54	1:31.555
10	44.535	26.622	21.315	144.79	1:32.471
11	44.812	26.724	21.053	144.12	1:32.590
12	44.673	26.757	21.250	145.01	1:32.680
13	46.250	27.325	24.349	143.72	1:37.924
14	7:10.072	6:56.456	6:52.658	145.53	8:04.588
15	45.334	27.348	22.543	148.19	1:35.225
16	45.028	27.063	21.364	142.73	1:33.454
17	45.054	26.763	21.871	144.24	1:33.687
AVG	45.163	27.002	21.659	144.37	1:33.689
IDEAL	44.239	26.280	21.037	149.03	1:31.555

P - lap ended in the pits - lap ended on a red flag Average laptime is the average of laptimes within 120% of the rider's fastest lap in this session

AMA PRO ROAD RACING
 SUZUKI WHITE LIGHTNING AMA PRO SUPERBIKE NATIONALS
 VIRGINIA INTERNATIONAL RACEWAY - ALTON, VA
 ROUND 14 OF 19 - AUGUST 13-15, 2010
AMA Pro SuperSport East

6C



VIRGINIA INTERNATIONAL RACEWAY

INDIVIDUAL TIMES - SUPERSPORT QUALIFYING 1

314 Charlie Long
 Suzuki GSX-R600

LAP	SEG 1	SEG 2	SEG 3	SPEED	LAPTIME
1	54.915	31.093	23.822	-	-
2	48.643	30.918	23.064	138.92	1:42.624
3	6:03.792	5:44.770	5:37.304	140.21	6:56.009
4	47.457	29.365	23.084	139.66	1:39.906
5	47.544	28.852	22.861	139.00	1:39.256
6	47.022	28.701	22.671	139.17	1:38.394
7	46.418	28.950	22.427	139.12	1:37.795
8	5:23.279	5:05.660	4:59.573	138.95	6:16.609
9	47.631	28.781	22.481	140.93	1:38.892
10	47.043	28.955	22.655	138.61	1:38.653
11	47.106	28.669	22.547	144.94	1:38.323
12	46.333	28.225	22.523	140.90	1:37.080
13	53.835	38.636	25.172	140.96	1:57.643
AVG	47.903	29.251	23.028	140.11	1:38.991
IDEAL	46.333	28.225	22.427	144.94	1:36.984

700 David Gaviria
 Kawasaki Ninja ZX-6R

LAP	SEG 1	SEG 2	SEG 3	SPEED	LAPTIME
1	52.478	30.378	22.100	-	-
2	48.182	27.684	21.492	144.03	1:37.358
3	45.470	27.485	21.563	151.38	1:34.517
4	47.199	27.332	21.371	145.78	1:35.901
5	45.431	27.163	21.443	136.25	1:34.037
6	46.624	31.000	22.314	145.01	1:39.938
7	45.556	27.246	21.425	144.67	1:34.227
8	45.075	26.798	21.268	143.72	1:33.141
9	5:05.198	4:46.741	4:36.971	144.48	5:54.031
10	44.724	26.816	20.972	146.19	1:32.690
11	49.185	26.695	20.972	130.39	1:36.852
12	44.572	26.910	21.199	147.20	1:32.681
13	44.970	26.782	21.176	147.68	1:32.927
14	4:58.826	4:36.609	4:30.934	144.61	5:47.362
15	45.097	27.680	21.568	144.15	1:34.344
16	45.059	26.679	21.526	144.15	1:33.263
17	45.185	26.938	21.225	145.13	1:33.348
AVG	45.881	27.572	21.474	144.05	1:34.810
IDEAL	44.572	26.679	20.972	151.38	1:32.223

P - lap ended in the pits - lap ended on a red flag Average laptime is the average of laptimes within 120% of the rider's fastest lap in this session