

INDIVIDUAL TIMES - SUPERSPORT QUALIFYING 2

3 Cody Wyman
Suzuki GSX-R600

LAP	SEG 1	SEG 2	SEG 3	SPEED	LAPTIME
2	1:00.796	29.994	22.774	-	1:53.565
3	48.819	28.799	22.458	140.38	1:40.077
4	47.407	28.332	22.149	142.31	1:37.888
5	48.309	28.867	22.578	140.67	1:39.754
6	46.849	28.473	22.898	19.50	1:38.220
7	47.569	29.053	40.889	139.09	1:57.511 P
8	4:33.559	27.835	21.991	-	5:23.385
9	46.715	27.593	21.788	143.57	1:36.096
10	46.955	27.472	22.047	140.99	1:36.474
11	47.610	29.087	21.749	140.67	1:38.446
12	47.849	29.689	41.187	143.12	1:58.725 P
AVG	47.565	28.654	22.270	127.81	1:40.065
IDEAL	46.715	27.472	21.749	143.57	1:35.936

5 Corey Alexander
Suzuki GSX-R600

LAP	SEG 1	SEG 2	SEG 3	SPEED	LAPTIME
2	1:05.390	32.010	23.820	-	2:01.220
3	50.637	30.284	2:08.515	133.45	3:29.437 P
4	55.913	28.897	22.126	-	1:46.936
5	46.554	28.439	22.151	19.48	1:37.144
6	46.907	28.010	21.741	135.12	1:36.659
7	46.563	27.292	21.476	139.92	1:35.330
8	46.097	27.239	21.422	135.39	1:34.758
9	45.714	27.724	3:52.763	142.19	5:06.200 P
10	1:02.344	27.218	21.444	-	1:51.006
11	45.823	27.378	21.011	136.55	1:34.212
12	45.539	26.957	21.259	140.03	1:33.755
13	45.568	27.190	42.550	141.05	1:55.308 P
14	1:01.507	27.184	21.669	-	1:50.361
15	45.664	26.862	21.527	135.74	1:34.053
16	45.038	27.084	21.538	139.49	1:33.660
AVG	46.373	27.985	21.765	127.13	1:38.898
IDEAL	45.038	26.862	21.011	142.19	1:32.911

12 Tomas Puerta
Yamaha YZF-R6

LAP	SEG 1	SEG 2	SEG 3	SPEED	LAPTIME
2	52.765	28.941	21.804	-	1:43.510
3	45.190	27.526	21.335	147.71	1:34.051
4	44.223	26.531	20.907	147.48	1:31.660
5	44.758	26.736	20.937	148.38	1:32.431
6	43.945	26.629	20.744	147.10	1:31.319
7	47.684	28.573	6:16.008	147.39	7:32.265 P
8	51.181	26.756	20.806	-	1:38.743
9	43.750	26.285	20.746	147.74	1:30.781
10	43.570	26.259	20.740	156.60	1:30.568
11	43.667	26.578	20.665	147.01	1:30.910
12	49.294	27.645	1:39.319	148.90	2:56.258 P
13	50.605	27.402	20.881	-	1:38.887
14	43.978	26.358	20.647	147.13	1:30.984
15	43.463	26.225	20.537	150.41	1:30.225

16 43.830 26.583 21.283 150.08 1:31.696

AVG	45.531	26.976	20.951	148.92	1:33.390
IDEAL	43.463	26.225	20.537	156.60	1:30.225

17 James Rispoli
Suzuki GSX-R600

LAP	SEG 1	SEG 2	SEG 3	SPEED	LAPTIME
1	50.255	28.356	21.879	-	-
2	46.389	27.477	21.512	144.00	1:35.378
3	44.610	26.357	21.073	146.06	1:32.040
4	52.640	31.436	23.139	146.69	1:47.215
5	47.348	29.038	42.660	19.45	1:59.046 P
6	2:35.046	26.426	20.743	-	3:22.215
7	44.645	26.157	20.832	148.54	1:31.634
8	43.667	27.180	22.146	147.58	1:32.993
9	44.447	30.087	22.108	144.21	1:36.642
10	44.516	26.222	20.592	143.69	1:31.330
11	43.639	26.293	20.920	147.71	1:30.852
12	44.097	27.229	37.454	146.79	1:48.780 P
13	1:36.679	27.351	23.430	-	2:27.460
14	44.210	26.450	20.991	146.09	1:31.651
15	44.010	26.375	20.990	147.17	1:31.375
16	43.973	26.945	20.885	146.82	1:31.803
17	44.038	26.538	21.073	147.42	1:31.649
AVG	44.584	27.155	21.487	137.30	1:34.872
IDEAL	43.639	26.157	20.592	148.54	1:30.387

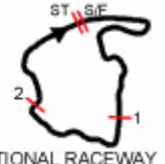
21 Elena Myers
Suzuki GSX-R600

LAP	SEG 1	SEG 2	SEG 3	SPEED	LAPTIME
1	6:15.421	30.472	23.151	-	7:09.044
2	47.808	27.741	21.771	142.64	1:37.320
3	45.513	26.962	41.866	144.51	1:54.341 P
4	2:18.537	27.905	21.610	-	3:08.052
5	45.210	26.898	21.462	143.57	1:33.569
6	45.055	26.737	21.174	144.36	1:32.966
7	52.749	28.482	21.690	145.07	1:42.921
8	44.790	26.775	21.096	144.58	1:32.661
9	44.590	26.581	20.976	145.41	1:32.147
10	53.938	31.909	20.844	145.28	1:46.691
11	47.603	29.012	43.312	147.80	1:59.926 P
12	1:33.501	33.656	21.454	-	2:28.611
13	44.798	27.108	21.334	145.04	1:33.240
14	45.329	27.212	23.342	144.70	1:35.883
15	45.939	27.069	21.509	141.10	1:34.517
16	44.722	26.748	21.377	145.32	1:32.846
17	44.577	27.198	21.459	145.44	1:33.234
AVG	46.053	27.527	21.617	144.63	1:35.666
IDEAL	44.577	26.581	20.844	147.80	1:32.002

24 Travis Wyman
Yamaha YZF-R6

LAP	SEG 1	SEG 2	SEG 3	SPEED	LAPTIME
1	50.255	28.261	21.994	-	-
2	46.360	27.071	21.264	145.28	1:34.695
3	44.894	26.533	20.913	147.01	1:32.340

P - lap ended in the pits - lap ended on a red flag Average laptime is the average of laptimes within 120% of the rider's fastest lap in this session



AMA Pro SuperSport East

INDIVIDUAL TIMES - SUPERSPORT QUALIFYING 2

24 Travis Wyman
Yamaha YZF-R6

LAP	SEG 1	SEG 2	SEG 3	SPEED	LAPTIME
4	44.224	26.410	20.775	148.09	1:31.408
5	44.198	26.358	20.698	147.55	1:31.254
6	44.022	26.280	20.676	19.62	1:30.978
7	44.141	26.300	20.724	148.61	1:31.165
8	46.003	27.171	20.963	149.55	1:34.137
9	43.853	26.224	20.648	148.64	1:30.725
10	47.354	27.268	39.116	149.52	1:53.738 P
11	3:48.229	28.652	38.310	-	4:55.191 P
12	2:54.679	30.638	39.114	-	4:04.431 P
13	2:44.128	26.860	20.950	-	3:31.938
14	44.356	26.462	20.643	147.36	1:31.461
14	51.702	30.194	39.883	-	2:01.839 P
AVG	44.769	27.147	20.760	132.37	1:31.590
IDEAL	43.853	26.224	20.643	149.55	1:30.719

25 Joey Pascarella
Yamaha YZF-R6

LAP	SEG 1	SEG 2	SEG 3	SPEED	LAPTIME
2	58.306	29.243	22.760	-	1:50.309
3	46.998	27.014	21.004	149.59	1:35.015
4	43.471	26.171	20.431	147.26	1:30.072
5	43.119	27.267	20.582	147.07	1:30.968
6	44.516	34.604	27.760	19.62	1:46.880
7	43.244	25.960	20.276	146.63	1:29.480
8	50.870	30.896	2:19.231	148.97	3:40.997 P
9	1:01.484	27.618	21.441	-	1:50.542
10	43.158	26.025	20.334	148.41	1:29.517
11	43.240	25.833	20.278	148.32	1:29.352
12	43.503	25.923	20.466	157.79	1:29.891
13	43.244	25.871	20.287	147.84	1:29.402
14	46.714	27.709	2:22.648	148.09	3:37.072 P
15	50.691	26.947	20.954	-	1:38.592
16	43.478	25.947	20.652	146.66	1:30.076
17	43.681	26.356	20.938	147.61	1:30.975
AVG	44.995	26.985	20.800	138.76	1:32.518
IDEAL	43.119	25.833	20.276	157.79	1:29.228

28 Ryan Kerr
Kawasaki Ninja ZX-6R

LAP	SEG 1	SEG 2	SEG 3	SPEED	LAPTIME
2	57.757	30.521	23.348	-	1:51.626
3	48.726	27.396	21.910	141.81	1:38.032
4	46.519	27.219	21.552	144.94	1:35.290
5	46.071	27.528	21.821	143.42	1:35.419
6	45.735	27.349	21.687	19.48	1:34.772
7	45.389	27.226	21.882	145.35	1:34.497
8	45.766	27.044	21.721	144.06	1:34.531
9	45.793	27.066	21.331	146.82	1:34.190
10	45.332	27.154	52.288	145.94	2:04.774 P
11	2:50.206	27.597	21.767	-	3:39.570
12	46.123	27.115	21.700	150.38	1:34.937
13	45.727	27.312	21.679	142.34	1:34.718

14	45.466	26.878	21.462	143.36	1:33.806
15	45.446	27.146	21.609	143.81	1:34.201
16	45.216	27.909	21.644	143.57	1:34.770
17	45.507	27.329	21.878	143.00	1:34.714
18	45.499	27.087	21.828	141.99	1:34.413
AVG	45.861	27.431	21.781	136.48	1:35.858
IDEAL	45.216	26.878	21.331	150.38	1:33.426

39 Jordan Richardson
Triumph Daytona 675

LAP	SEG 1	SEG 2	SEG 3	SPEED	LAPTIME
2	53.775	28.915	21.841	-	1:44.532
3	46.790	28.053	21.663	19.46	1:36.506
4	46.691	28.482	22.155	140.03	1:37.328
5	46.625	27.808	21.877	136.34	1:36.311
6	46.659	43.968	24.030	142.61	1:54.657
7	46.572	27.318	21.314	128.35	1:35.204
8	45.307	26.658	21.285	139.95	1:33.249
9	45.076	26.877	21.245	139.60	1:33.198
10	45.198	27.464	21.209	140.55	1:33.871
11	45.003	26.828	21.382	141.57	1:33.212
12	45.329	28.446	22.345	140.38	1:36.120
AVG	46.639	27.685	21.850	126.88	1:35.953
IDEAL	45.003	26.658	21.209	142.61	1:32.869

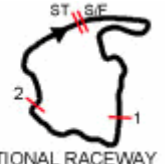
40 Travis Ohge
Yamaha YZF-R6

LAP	SEG 1	SEG 2	SEG 3	SPEED	LAPTIME
2	55.679	29.384	22.278	-	1:47.341
3	46.162	27.118	21.420	142.97	1:34.699
4	45.932	26.937	21.249	143.75	1:34.118
5	44.777	26.759	21.215	19.55	1:32.750
6	44.751	26.472	21.052	144.67	1:32.275
7	44.571	26.512	21.175	145.56	1:32.259
8	44.650	26.776	6:18.021	144.27	7:29.447 P
9	53.776	27.936	21.596	-	1:43.307
10	45.241	26.490	21.154	142.70	1:32.885
11	44.219	26.942	21.252	144.45	1:32.413
12	44.599	26.464	21.428	145.53	1:32.491
13	44.759	26.720	21.340	144.27	1:32.819
AVG	44.966	27.042	21.378	131.77	1:35.214
IDEAL	44.219	26.464	21.052	145.56	1:31.734

41 Matias Cassano
Yamaha YZF-R6

LAP	SEG 1	SEG 2	SEG 3	SPEED	LAPTIME
2	57.457	29.773	22.380	-	1:49.609
3	47.123	27.583	21.515	144.85	1:36.221
4	45.182	26.946	21.302	146.72	1:33.430
5	46.123	28.457	21.446	148.16	1:36.026
6	44.531	26.803	21.089	19.57	1:32.423
7	53.629	26.810	21.208	146.16	1:41.646
8	46.220	29.211	2:40.872	147.04	3:56.303 P
9	56.925	27.037	21.077	-	1:45.038
10	45.984	26.732	46.138	148.61	1:58.854
11	47.762	31.598	22.739	125.33	1:42.099

P - lap ended in the pits - lap ended on a red flag Average laptime is the average of laptimes within 120% of the rider's fastest lap in this session



INDIVIDUAL TIMES - SUPERSPORT QUALIFYING 2

41 Matias Cassano
Yamaha YZF-R6

LAP	SEG 1	SEG 2	SEG 3	SPEED	LAPTIME
12	44.625	26.665	21.016	155.60	1:32.306
13	45.432	27.403	20.935	147.48	1:33.770
14	44.645	27.006	20.930	149.00	1:32.581
15	50.206	27.770	1:48.205	149.78	3:06.181 P
16	1:06.300	27.279	21.023	-	1:54.602
17	44.537	26.708	20.904	147.80	1:32.148
AVG	45.889	27.138	20.962	149.93	1:32.701
IDEAL	44.531	26.665	20.904	155.60	1:32.099

45 Antoine Richards
Suzuki GSX-R600

LAP	SEG 1	SEG 2	SEG 3	SPEED	LAPTIME
2	58.085	30.855	23.214	-	1:52.155
3	49.049	27.909	21.453	141.02	1:38.411
4	46.523	28.056	4:47.679	145.16	6:02.258 P
5	56.950	27.555	21.330	-	1:45.835
6	45.878	27.414	21.036	142.02	1:34.328
7	45.356	26.981	21.017	145.81	1:33.353
8	44.977	27.832	21.093	141.90	1:33.902
9	44.865	27.742	21.282	145.69	1:33.889
10	47.625	30.411	2:12.557	142.61	3:30.593 P
11	56.453	27.367	21.207	-	1:45.027
12	45.190	27.489	21.246	144.00	1:33.925
AVG	46.183	28.146	21.431	143.53	1:37.334
IDEAL	44.865	26.981	21.017	145.81	1:32.863

52 Michael Corbino
Yamaha YZF-R6

LAP	SEG 1	SEG 2	SEG 3	SPEED	LAPTIME
1	51.100	28.812	22.288	-	-
2	46.240	27.758	21.638	140.15	1:35.636
3	45.415	27.159	21.368	140.55	1:33.942
4	45.253	27.044	21.555	141.43	1:33.852
5	45.274	27.129	21.410	141.28	1:33.813
6	45.299	27.126	21.458	140.99	1:33.884
7	45.003	26.990	21.236	140.73	1:33.229
8	44.971	26.776	21.163	141.13	1:32.910
9	44.834	26.933	21.267	142.34	1:33.034
10	45.031	27.186	21.238	142.19	1:33.455
11	52.219	30.328	47.697	142.37	2:10.244 P
12	3:55.995	27.776	21.751	-	4:45.522
13	45.684	27.455	21.462	140.35	1:34.601
14	45.391	27.252	21.318	141.22	1:33.960
15	45.387	27.415	21.604	140.96	1:34.406
16	45.155	27.179	21.340	141.13	1:33.674
17	44.901	26.972	21.434	143.00	1:33.306
AVG	45.737	27.488	21.471	141.32	1:33.836
IDEAL	44.834	26.776	21.163	143.00	1:32.773

54 James Cohrs
Yamaha YZF-R6

LAP	SEG 1	SEG 2	SEG 3	SPEED	LAPTIME
2	-	-	22.555	-	1:51.290

3	-	-	22.270	-	1:39.328
4	-	-	5:42.717	-	6:58.468 P
5	54.520	29.591	21.996	-	1:46.106
6	46.680	28.142	21.402	140.47	1:36.224
7	46.191	27.467	21.294	141.57	1:34.952
8	45.784	27.802	21.302	142.13	1:34.888
9	45.858	27.342	21.164	142.37	1:34.364
10	45.791	28.158	21.256	141.69	1:35.204
11	45.806	29.072	21.373	142.88	1:36.250
12	45.455	42.036	3:21.998	142.16	4:49.489 P
13	52.750	28.223	21.633	-	1:42.606
AVG	47.648	28.224	21.683	141.90	1:39.140
IDEAL	45.455	27.342	21.164	142.88	1:33.961

56 Austin Dehaven
Yamaha YZF-R6

LAP	SEG 1	SEG 2	SEG 3	SPEED	LAPTIME
2	1:00.684	29.818	22.096	-	1:52.597
3	45.681	29.818	5:07.103	147.74	6:22.602 P
4	53.041	28.055	21.444	-	1:42.540
5	44.257	26.795	20.844	147.71	1:31.895
6	44.040	26.601	20.587	147.87	1:31.228
7	44.822	26.991	51.135	148.45	2:02.948 P
8	50.629	26.925	21.057	-	1:38.611
9	43.756	26.289	20.619	149.72	1:30.663
10	44.062	27.401	1:01.665	157.68	2:13.128 P
11	52.487	27.811	21.736	-	1:42.034
12	44.548	28.028	22.120	147.17	1:34.697
13	44.517	27.499	21.778	150.84	1:33.793
14	43.775	26.223	20.678	148.64	1:30.676
AVG	45.688	27.558	21.296	149.54	1:35.126
IDEAL	43.756	26.223	20.587	157.68	1:30.566

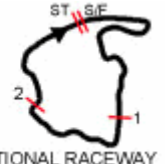
68 Dustin Dominguez
Kawasaki Ninja ZX-6R

LAP	SEG 1	SEG 2	SEG 3	SPEED	LAPTIME
2	56.741	27.513	1:24.122	-	2:48.376 P
3	51.512	26.099	21.033	-	1:38.644
4	44.031	25.883	20.565	144.88	1:30.479
5	44.280	26.371	1:59.023	147.01	3:09.674 P
6	49.712	27.453	24.532	-	1:41.697
7	47.492	26.157	20.744	106.80	1:34.394
8	43.668	26.957	20.881	145.72	1:31.507
9	43.561	25.736	20.772	147.48	1:30.069
10	43.649	25.943	20.796	145.38	1:30.389
11	44.880	28.840	20.576	143.45	1:34.296
12	43.474	25.963	20.596	154.61	1:30.033
13	43.628	25.939	20.698	146.66	1:30.265
14	50.181	27.861	20.950	145.87	1:38.992
15	44.383	26.219	21.322	145.16	1:31.924
AVG	45.727	26.638	21.122	143.00	1:33.557
IDEAL	43.474	25.736	20.565	154.61	1:29.775

71 Hunter Propst
Suzuki GSX-R600

LAP	SEG 1	SEG 2	SEG 3	SPEED	LAPTIME
2	-	-	-	-	-

P - lap ended in the pits - lap ended on a red flag Average laptime is the average of laptimes within 120% of the rider's fastest lap in this session



INDIVIDUAL TIMES - SUPERSPORT QUALIFYING 2

71 Hunter Propst
Suzuki GSX-R600

LAP	SEG 1	SEG 2	SEG 3	SPEED	LAPTIME
2	58.299	29.409	22.700	-	1:50.407
3	47.113	28.097	22.376	143.27	1:37.586
4	46.708	27.962	22.436	142.82	1:37.107
5	46.635	28.289	1:45.704	141.22	3:00.628 P
6	58.454	28.457	22.236	-	1:49.147
7	47.117	28.181	22.193	144.61	1:37.492
8	47.882	28.282	22.268	141.37	1:38.432
9	46.404	28.000	22.024	142.67	1:36.427
10	49.699	29.640	25.423	142.97	1:44.762
11	46.517	28.200	22.192	141.49	1:36.908
12	47.752	29.043	5:53.507	142.22	7:10.302 P
13	55.761	29.044	22.187	-	1:46.992
14	46.315	27.926	22.774	142.16	1:37.015
15	46.394	28.052	22.417	141.78	1:36.863
AVG	47.140	28.470	22.602	142.42	1:40.761
IDEAL	46.315	27.926	22.024	144.61	1:36.264

72 Miles Thornton
Yamaha YZF-R6

LAP	SEG 1	SEG 2	SEG 3	SPEED	LAPTIME
2	59.468	28.540	22.116	-	1:50.124
3	46.168	27.639	21.371	146.31	1:35.178
4	45.591	26.817	21.150	146.94	1:33.558
5	44.790	26.837	21.092	148.12	1:32.720
6	44.938	26.733	20.961	19.59	1:32.631
7	44.923	27.196	21.469	148.97	1:33.589
8	45.195	27.201	24.050	146.69	1:36.445
9	45.038	27.474	42.210	149.29	1:54.722 P
10	1:28.216	27.291	21.470	-	2:16.977
11	45.168	27.031	21.215	146.41	1:33.414
12	45.061	27.358	22.348	146.69	1:34.767
13	44.877	26.743	21.074	156.13	1:32.694
14	44.967	27.767	21.011	148.84	1:33.744
15	44.722	26.626	20.996	146.38	1:32.344
16	44.753	26.755	42.567	147.20	1:54.075 P
AVG	45.092	27.201	21.563	138.27	1:35.101
IDEAL	44.722	26.626	20.961	156.13	1:32.309

73 J. D. Beach
Yamaha YZF-R6

LAP	SEG 1	SEG 2	SEG 3	SPEED	LAPTIME
2	57.568	28.908	21.955	-	1:48.431
3	45.371	26.637	21.085	148.25	1:33.093
4	44.292	26.866	22.178	147.23	1:33.335
5	46.682	28.984	2:02.674	147.64	3:18.340 P
6	58.525	27.294	20.941	-	1:46.761
7	43.510	26.214	20.943	148.48	1:30.668
8	45.794	27.484	35.316	150.71	1:48.594 P
9	56.008	26.103	21.053	-	1:43.164
10	44.174	26.884	20.697	149.88	1:31.756
11	43.226	25.934	20.188	146.85	1:29.348
12	44.570	26.070	20.254	149.82	1:30.894

13	44.714	28.197	1:12.566	149.69	2:25.477 P
14	54.181	27.102	20.717	-	1:42.000
15	43.645	27.274	36.246	149.65	1:47.164 P
16	51.970	26.265	20.562	-	1:38.798
17	43.177	26.043	20.448	149.23	1:29.668
18	43.079	25.823	20.241	149.52	1:29.143
AVG	44.381	27.016	20.866	148.97	1:34.886
IDEAL	43.079	25.823	20.188	150.71	1:29.090

75 Huntley Nash
Yamaha YZF-R6

LAP	SEG 1	SEG 2	SEG 3	SPEED	LAPTIME
2	54.393	29.134	21.496	-	1:45.023
3	45.250	27.661	21.076	152.16	1:33.987
4	44.788	26.950	20.763	144.42	1:32.501
5	44.311	27.027	20.672	149.95	1:32.010
6	44.042	26.878	20.584	149.88	1:31.504
7	43.851	26.572	20.651	150.28	1:31.074
8	43.978	26.787	20.664	148.97	1:31.429
9	47.071	27.352	2:35.443	150.88	3:49.865 P
10	50.046	27.005	20.856	-	1:37.907
11	44.326	27.085	20.681	148.58	1:32.092
12	49.120	27.592	2:11.320	148.29	3:28.032 P
13	51.178	33.823	21.063	-	1:46.064
14	43.796	26.516	20.624	148.41	1:30.936
15	43.458	26.470	20.619	150.38	1:30.547
16	43.320	26.385	20.511	151.15	1:30.216
17	43.439	26.393	20.420	150.21	1:30.252
18	50.843	33.848	20.753	150.68	1:45.444
AVG	45.801	27.054	20.762	149.59	1:34.732
IDEAL	43.320	26.385	20.420	152.16	1:30.125

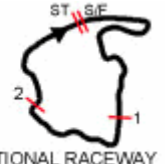
77 Eric Stump
Yamaha YZF-R6

LAP	SEG 1	SEG 2	SEG 3	SPEED	LAPTIME
2	58.461	30.610	23.381	-	1:52.453
3	48.373	27.560	21.968	137.44	1:37.901
4	46.403	27.188	21.701	142.37	1:35.293
5	45.709	28.515	3:12.552	140.35	4:26.776 P
6	58.164	27.697	21.375	-	1:47.236
7	45.310	26.869	21.322	143.66	1:33.501
8	45.346	26.492	21.205	144.27	1:33.043
9	44.775	26.716	21.314	144.82	1:32.805
10	46.270	27.128	22.183	144.03	1:35.581
11	45.547	27.497	2:17.242	143.39	3:30.286 P
12	56.281	26.863	21.248	-	1:44.391
13	45.236	26.623	21.354	144.61	1:33.214
14	45.829	26.863	21.878	145.75	1:34.570
15	45.402	26.645	21.579	143.57	1:33.625
16	45.539	26.749	21.296	145.84	1:33.584
17	45.313	26.702	21.461	144.82	1:33.475
AVG	45.773	27.295	21.662	143.46	1:36.017
IDEAL	44.775	26.492	21.205	145.84	1:32.471

P - lap ended in the pits - lap ended on a red flag Average laptime is the average of laptimes within 120% of the rider's fastest lap in this session

AMA PRO ROAD RACING
 SUZUKI WHITE LIGHTNING AMA PRO SUPERBIKE NATIONALS
 VIRGINIA INTERNATIONAL RACEWAY - ALTON, VA
 ROUND 14 OF 19 - AUGUST 13-15, 2010
 AMA Pro SuperSport East

10C



VIRGINIA INTERNATIONAL RACEWAY

INDIVIDUAL TIMES - SUPERSPORT QUALIFYING 2

82 Daniel Guevara
Suzuki GSX-R600

LAP	SEG 1	SEG 2	SEG 3	SPEED	LAPTIME
2	1:02.611	28.462	21.813	-	1:52.885
3	46.156	27.390	21.536	140.87	1:35.082
4	45.734	27.100	20.991	142.76	1:33.826
5	47.299	27.082	21.256	144.48	1:35.637
6	45.372	27.092	21.168	142.82	1:33.632
7	45.089	27.144	21.580	142.67	1:33.814
8	44.935	26.867	21.308	140.73	1:33.110
9	47.035	29.948	2:45.134	143.21	4:02.117 P
10	55.728	27.400	20.998	-	1:44.127
11	44.340	26.527	20.826	146.12	1:31.693
12	44.328	26.651	20.944	145.87	1:31.923
13	44.529	26.594	21.015	146.82	1:32.137
14	46.151	27.510	21.655	144.03	1:35.316
15	44.924	27.392	21.484	141.51	1:33.800
16	45.771	27.079	21.615	142.34	1:34.465
17	44.429	26.384	20.938	143.93	1:31.751
18	44.897	26.474	20.954	144.88	1:32.324
19	44.881	26.662	21.126	144.45	1:32.669
AVG	45.367	27.209	21.248	143.59	1:34.082
IDEAL	44.328	26.384	20.826	146.82	1:31.538

97 Nicholas Hansen
Suzuki GSX-R600

LAP	SEG 1	SEG 2	SEG 3	SPEED	LAPTIME
2	1:01.893	29.975	22.544	-	1:54.412
3	47.521	28.279	21.787	142.43	1:37.588
4	46.476	27.322	21.085	147.01	1:34.883
5	45.932	28.323	21.184	146.56	1:35.438
6	45.432	27.958	1:29.152	19.56	2:42.542 P
7	56.231	27.396	21.680	-	1:45.307
8	45.683	27.247	21.038	145.16	1:33.967
9	45.441	26.801	21.336	145.28	1:33.577
10	47.849	27.026	21.172	144.85	1:36.046
11	45.026	26.839	21.058	144.48	1:32.923
12	45.802	27.152	21.473	145.38	1:34.427
13	45.040	26.739	21.079	143.36	1:32.857
14	44.973	26.832	3:02.402	144.79	4:14.207 P
15	55.016	27.476	21.320	-	1:43.811
16	45.588	26.915	21.147	145.38	1:33.651
17	44.999	27.130	21.224	145.66	1:33.353
AVG	45.828	27.463	21.366	135.38	1:35.987
IDEAL	44.973	26.739	21.038	147.01	1:32.750

314 Charlie Long
Suzuki GSX-R600

LAP	SEG 1	SEG 2	SEG 3	SPEED	LAPTIME
2	1:00.021	30.291	23.553	-	1:53.864
3	48.328	29.382	22.601	139.80	1:40.311
4	47.311	29.053	22.443	142.61	1:38.808
5	47.159	29.286	22.236	19.45	1:38.681
6	46.808	28.493	22.289	139.60	1:37.590
7	46.535	27.743	22.076	140.38	1:36.355

8	52.945	34.609	48.840	143.33	2:16.394 P
9	1:43.192	28.633	22.379	-	2:34.205
10	45.797	27.893	21.914	141.49	1:35.605
11	45.973	27.923	22.399	142.34	1:36.295
12	46.194	27.928	21.978	140.29	1:36.100
13	45.590	27.687	21.817	141.28	1:35.093
14	45.544	27.711	23.904	140.03	1:37.158
15	46.315	28.464	22.207	140.32	1:36.985
16	45.763	27.688	21.940	142.58	1:35.390
17	57.761	36.286	52.056	141.75	2:26.102 P
AVG	47.372	28.441	22.410	133.24	1:38.326
IDEAL	45.544	27.687	21.817	143.33	1:35.047

700 David Gaviria
Kawasaki Ninja ZX-6R

LAP	SEG 1	SEG 2	SEG 3	SPEED	LAPTIME
2	1:00.005	29.548	22.778	-	1:52.331
3	47.335	27.494	21.552	144.94	1:36.381
4	45.621	27.485	22.134	146.63	1:35.239
5	44.979	27.163	43.437	146.56	1:55.578 P
6	2:27.184	27.230	21.448	-	3:15.861
7	44.949	26.807	21.168	145.28	1:32.924
8	44.412	26.844	20.988	146.82	1:32.244
9	44.527	26.484	21.360	147.84	1:32.372
10	44.526	26.727	20.970	146.44	1:32.223
11	44.267	26.961	20.834	145.66	1:32.061
12	44.375	26.730	21.046	147.80	1:32.151
13	44.651	29.606	39.896	147.07	1:54.152 P
14	2:52.942	26.829	23.332	-	3:43.103
15	46.065	26.936	21.435	142.43	1:34.436
16	44.887	26.646	21.689	147.48	1:33.221
17	44.461	26.997	21.423	145.50	1:32.880
AVG	45.004	27.280	21.583	146.19	1:33.285
IDEAL	44.267	26.484	20.834	147.84	1:31.584

P - lap ended in the pits - lap ended on a red flag Average laptime is the average of laptimes within 120% of the rider's fastest lap in this session