

AMA Pro SuperSport East

INDIVIDUAL TIMES - SUPERSPORT RACE 1

3 Cody Wyman
Suzuki GSX-R600

LAP	SEG 1	SEG 2	SEG 3	SPEED	LAPTIME
0	59.549	29.702	4:50.035	-	6:19.286
0	53.528	39.299	1:21.728	63.88	2:54.555
1	50.943	27.951	21.495	71.40	1:40.389
2	46.037	27.622	21.641	147.64	1:35.300
3	46.285	27.366	21.654	145.28	1:35.305
4	46.084	27.586	21.607	144.91	1:35.278
5	46.490	27.834	21.860	152.33	1:36.184
6	46.510	27.781	21.818	141.60	1:36.108
7	46.558	27.768	21.732	144.76	1:36.058
8	46.309	27.873	21.703	144.82	1:35.885
9	46.510	27.872	22.064	144.03	1:36.446
10	46.623	27.775	21.753	141.57	1:36.151
11	46.149	27.980	21.797	144.21	1:35.926
12	46.474	27.528	21.615	141.72	1:35.618
13	46.243	27.432	21.590	142.70	1:35.264
14	47.424	28.543	22.006	142.34	1:37.973
15	46.755	29.716	23.291	141.16	1:39.763
16	49.344	28.034	22.506	114.48	1:39.884
17	46.998	28.464	22.007	136.97	1:37.469
AVG	47.292	28.046	21.890	133.66	1:36.765
IDEAL	46.037	27.366	21.495	152.33	1:34.897

5 Corey Alexander
Suzuki GSX-R600

LAP	SEG 1	SEG 2	SEG 3	SPEED	LAPTIME
0	57.786	35.505	5:14.411	-	6:47.702
0	53.014	38.412	1:24.437	68.97	2:55.863
1	49.845	26.946	21.134	70.20	1:37.925
2	44.515	26.706	21.090	141.54	1:32.311
3	45.134	27.023	20.845	143.72	1:33.002
4	44.999	26.768	20.994	141.81	1:32.761
5	44.966	26.918	21.033	153.08	1:32.917
6	45.004	26.742	20.896	141.75	1:32.642
7	44.596	26.544	20.832	144.88	1:31.971
8	44.623	26.874	20.888	142.28	1:32.385
9	44.833	26.955	20.818	143.81	1:32.606
10	44.912	26.965	21.030	143.24	1:32.908
11	44.424	26.975	20.958	142.43	1:32.357
12	44.517	26.780	20.720	144.18	1:32.017
13	44.430	26.607	20.995	144.73	1:32.032
14	44.925	26.518	20.916	141.72	1:32.359
15	44.534	26.776	20.855	142.40	1:32.164
16	44.886	27.003	20.909	142.16	1:32.798
17	44.822	26.891	21.037	142.10	1:32.750
18	44.134	26.483	21.323	142.16	1:31.940
AVG	45.005	26.804	20.960	135.64	1:32.769
IDEAL	44.134	26.483	20.720	153.08	1:31.337

12 Tomas Puerta
Yamaha YZF-R6

LAP	SEG 1	SEG 2	SEG 3	SPEED	LAPTIME
0	55.434	31.164	5:08.189	-	6:34.788

0	53.268	38.045	1:28.483	40.98	2:59.796
1	48.002	26.379	20.541	52.02	1:34.922
2	43.681	26.282	20.551	150.84	1:30.514
3	43.319	26.330	20.635	150.61	1:30.284
4	43.547	26.164	20.503	150.78	1:30.214
5	43.315	26.229	20.522	161.42	1:30.067
6	43.469	26.218	20.499	150.74	1:30.186
7	43.500	26.248	20.461	151.75	1:30.209
8	43.572	26.306	20.456	153.05	1:30.333
9	43.597	26.211	20.445	153.01	1:30.253
10	43.658	26.521	20.773	152.02	1:30.951
11	43.594	26.166	20.620	151.58	1:30.380
12	43.512	26.534	20.650	151.28	1:30.696
13	43.816	26.778	20.629	152.26	1:31.223
14	43.746	26.441	20.608	151.55	1:30.796
15	44.159	26.290	20.759	151.35	1:31.208
16	43.831	26.441	20.976	149.82	1:31.248
17	44.600	26.775	20.890	149.42	1:32.265
18	44.628	26.884	21.128	148.80	1:32.640
AVG	43.975	26.651	20.647	135.71	1:31.022
IDEAL	43.315	26.164	20.445	161.42	1:29.925

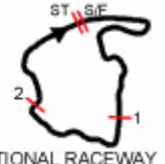
17 James Rispoli
Suzuki GSX-R600

LAP	SEG 1	SEG 2	SEG 3	SPEED	LAPTIME
0	55.611	35.101	5:23.010	-	-
0	51.886	28.544	1:38.362	53.67	2:58.792
AVG	51.886	28.544	1:38.362	53.67	2:58.792
IDEAL	51.886	28.544	1:38.362	53.67	2:58.792

21 Elena Myers
Suzuki GSX-R600

LAP	SEG 1	SEG 2	SEG 3	SPEED	LAPTIME
0	55.723	35.999	5:21.240	-	-
0	52.254	38.224	1:27.576	53.04	2:58.054
1	52.508	27.425	21.333	62.54	1:41.267
2	44.802	27.275	20.827	148.38	1:32.904
3	44.420	26.869	20.991	149.16	1:32.280
4	44.484	26.578	20.925	148.51	1:31.987
5	44.244	26.985	20.773	158.93	1:32.002
6	44.300	27.174	20.854	150.18	1:32.328
7	44.365	26.959	20.698	151.45	1:32.021
8	44.364	26.990	20.689	152.29	1:32.042
9	44.413	26.943	20.717	151.62	1:32.073
10	44.672	27.166	20.785	148.58	1:32.622
11	44.114	26.887	21.042	148.93	1:32.043
12	44.495	26.836	21.077	149.16	1:32.408
13	44.511	26.702	21.078	146.28	1:32.291
14	44.540	26.651	20.987	146.63	1:32.177
15	44.541	26.675	21.119	147.71	1:32.335
16	44.946	26.877	21.087	148.06	1:32.909
17	44.821	26.901	21.132	146.63	1:32.853
18	44.369	26.736	20.835	146.63	1:31.940
AVG	45.324	26.924	20.942	139.72	1:32.805
IDEAL	44.114	26.578	20.689	158.93	1:31.381

P - lap ended in the pits **R** - lap ended on a red flag Average laptime is the average of laptimes within 120% of the rider's fastest lap in this session



AMA Pro SuperSport East

INDIVIDUAL TIMES - SUPERSPORT RACE 1

24 Travis Wyman
Yamaha YZF-R6

LAP	SEG 1	SEG 2	SEG 3	SPEED	LAPTIME
0	1:00.447	35.549	5:11.347	-	6:47.343
0	51.853	41.310	1:25.399	51.71	2:58.562
1	49.694	26.831	20.665	55.69	1:37.190
2	45.081	26.523	20.822	152.53	1:32.426
3	44.409	26.280	20.864	150.81	1:31.553
4	44.046	26.240	20.758	153.32	1:31.044
5	43.787	26.259	20.735	158.42	1:30.781
6	43.804	26.186	20.626	148.87	1:30.616
7	43.775	26.135	20.641	149.10	1:30.550
8	43.754	26.280	20.662	148.48	1:30.696
9	43.744	26.260	20.676	148.64	1:30.679
10	43.977	26.096	20.757	147.80	1:30.830
11	43.786	26.076	20.654	148.45	1:30.516
12	43.804	26.230	20.774	148.41	1:30.808
13	43.845	26.084	20.706	147.96	1:30.636
14	44.067	27.312	20.723	147.74	1:32.103
15	44.018	26.266	20.683	147.90	1:30.967
16	44.059	26.273	20.648	148.67	1:30.980
17	45.035	26.287	20.789	149.72	1:32.111
18	44.156	26.536	20.985	148.41	1:31.677
AVG	44.773	26.342	20.732	139.61	1:31.453
IDEAL	43.744	26.076	20.626	158.42	1:30.445

25 Joey Pascarella
Yamaha YZF-R6

LAP	SEG 1	SEG 2	SEG 3	SPEED	LAPTIME
0	1:06.558	36.936	5:08.860	-	6:52.354
0	50.380	43.987	1:26.350	46.65	3:00.718
1	48.153	26.552	20.324	47.86	1:35.029
2	43.782	26.292	20.445	153.63	1:30.518
3	43.367	26.051	20.090	151.95	1:29.508
4	43.452	26.380	20.338	154.12	1:30.170
5	43.425	26.290	20.450	160.69	1:30.165
6	43.636	26.364	20.449	152.60	1:30.448
7	43.483	26.461	20.325	152.84	1:30.269
8	43.547	26.482	20.326	154.36	1:30.355
9	43.581	26.300	20.308	152.91	1:30.188
10	43.020	25.974	20.289	153.36	1:29.284
11	43.251	26.075	20.319	148.80	1:29.645
12	43.443	25.980	21.049	148.35	1:30.472
13	43.571	26.313	20.632	148.51	1:30.515
14	43.698	26.892	20.858	148.22	1:31.447
15	43.883	26.425	20.890	147.26	1:31.197
16	43.716	26.397	20.603	146.82	1:30.715
17	44.003	26.494	20.912	148.48	1:31.409
18	43.843	25.896	20.400	146.34	1:30.139
AVG	44.170	26.312	20.500	140.20	1:30.637
IDEAL	43.020	25.896	20.090	160.69	1:29.007

28 Ryan Kerr
Kawasaki Ninja ZX-6R

LAP	SEG 1	SEG 2	SEG 3	SPEED	LAPTIME
-----	-------	-------	-------	-------	---------

39 Jordan Richardson
Triumph Daytona 675

LAP	SEG 1	SEG 2	SEG 3	SPEED	LAPTIME
0	6:00.219	38.280	5:21.939	-	-
0	53.021	39.096	1:23.841	70.50	2:55.958
1	49.851	26.887	20.964	74.43	1:37.702
2	44.653	26.694	21.003	148.12	1:32.349
3	44.664	26.645	20.879	147.29	1:32.189
4	45.400	26.626	21.122	147.26	1:33.147
5	44.309	26.422	21.168	156.27	1:31.899
6	44.945	26.934	20.974	145.94	1:32.853
7	44.690	26.746	21.127	144.51	1:32.562
8	44.634	27.092	20.938	147.58	1:32.665
9	44.523	26.750	21.171	148.03	1:32.444
10	44.953	27.024	20.875	145.97	1:32.852
11	44.404	26.736	21.437	149.59	1:32.577
12	44.163	26.533	21.145	146.34	1:31.841
13	44.495	26.633	21.127	146.85	1:32.254
14	44.855	26.419	21.072	148.12	1:32.345
15	44.468	26.694	20.925	146.19	1:32.087
16	44.909	27.315	21.316	147.58	1:33.541
17	46.683	27.047	21.179	147.07	1:34.909
18	44.824	26.667	21.679	143.60	1:33.170
AVG	45.079	26.770	21.117	139.54	1:32.966
IDEAL	44.163	26.419	20.875	156.27	1:31.457

39 Jordan Richardson
Triumph Daytona 675

LAP	SEG 1	SEG 2	SEG 3	SPEED	LAPTIME
0	5:57.542	37.302	5:20.239	-	-
0	53.898	39.611	1:22.800	67.19	2:56.308
1	51.255	27.800	21.429	69.17	1:40.484
AVG	52.576	27.800	21.429	68.18	1:40.484
IDEAL	51.255	27.800	21.429	69.17	1:40.484

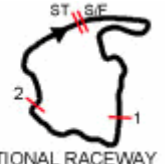
40 Travis Ohge
Yamaha YZF-R6

LAP	SEG 1	SEG 2	SEG 3	SPEED	LAPTIME
0	58.762	34.951	5:13.555	-	6:47.268
0	51.165	38.589	1:27.451	66.86	2:57.205
1	50.713	27.659	21.125	67.62	1:39.496
2	44.439	26.469	20.762	147.90	1:31.669
3	44.595	26.590	20.747	151.15	1:31.932
4	44.483	26.438	20.767	150.02	1:31.688
5	43.844	26.642	20.722	157.28	1:31.209
6	44.427	26.483	20.715	149.39	1:31.625
7	44.088	26.598	20.687	150.08	1:31.374
8	44.041	26.259	20.633	150.51	1:30.933
9	43.951	26.579	20.873	149.82	1:31.402
10	44.649	26.685	20.648	142.67	1:31.982
11	44.572	26.636	20.891	150.18	1:32.099
12	45.103	26.752	20.938	143.90	1:32.793
13	44.632	26.636	20.959	145.63	1:32.227
14	44.796	26.165	21.048	143.90	1:32.010
15	44.167	27.053	21.347	145.78	1:32.568
16	44.067	26.238	20.975	145.63	1:31.279
17	44.156	26.393	20.857	144.48	1:31.406
18	44.066	26.314	20.842	146.00	1:31.222

P - lap ended in the pits **R** - lap ended on a red flag Average laptime is the average of laptimes within 120% of the rider's fastest lap in this session

AMA PRO ROAD RACING
SUZUKI WHITE LIGHTNING AMA PRO SUPERBIKE NATIONALS
VIRGINIA INTERNATIONAL RACEWAY - ALTON, VA
ROUND 14 OF 19 - AUGUST 13-15, 2010

8C



VIRGINIA INTERNATIONAL RACEWAY

AMA Pro SuperSport East

INDIVIDUAL TIMES - SUPERSPORT RACE 1

AVG	45.050	26.588	20.863	139.41	1:32.162
IDEAL	43.844	26.165	20.633	157.28	1:30.643

41 Matias Cassano
Yamaha YZF-R6

LAP	SEG 1	SEG 2	SEG 3	SPEED	LAPTIME
0	59.265	34.101	5:10.657	-	6:44.023
0	52.221	39.408	1:25.841	58.45	2:57.470
1	48.362	26.809	21.029	66.64	1:36.201
2	44.521	26.939	20.964	150.21	1:32.424
3	44.341	26.428	20.947	150.98	1:31.715
4	52.436	26.682	20.864	152.46	1:39.982
5	44.524	27.182	20.766	161.68	1:32.473
6	44.301	26.712	20.812	151.68	1:31.825
7	44.543	26.935	20.834	151.05	1:32.312
8	45.097	27.012	20.911	150.28	1:33.019
9	44.635	27.030	20.987	150.61	1:32.651
10	44.530	26.922	20.837	148.61	1:32.288
11	44.519	27.179	20.964	148.41	1:32.662
12	44.585	27.217	21.078	149.59	1:32.880
13	45.183	26.943	20.993	148.74	1:33.119
14	44.882	27.197	21.086	148.93	1:33.165
15	44.736	27.126	20.992	148.71	1:32.854
16	45.041	26.914	21.076	147.32	1:33.032
17	44.718	27.234	21.075	147.39	1:33.026
18	44.991	27.014	21.186	148.09	1:33.192
AVG	45.693	26.971	20.967	141.04	1:33.268
IDEAL	44.301	26.428	20.766	161.68	1:31.495

45 Antoine Richards
Suzuki GSX-R600

LAP	SEG 1	SEG 2	SEG 3	SPEED	LAPTIME
0	-	-	-	-	0.000
AVG	-	-	-	-	-
IDEAL	-	-	-	-	-

52 Michael Corbino
Yamaha YZF-R6

LAP	SEG 1	SEG 2	SEG 3	SPEED	LAPTIME
0	6:03.539	35.332	5:28.207	-	-
0	52.656	35.319	1:27.054	65.50	2:55.028
1	50.770	27.449	21.469	68.69	1:39.688
2	44.726	26.631	21.129	145.72	1:32.486
3	44.566	26.699	20.897	144.70	1:32.162
4	44.313	26.970	20.939	145.78	1:32.222
5	44.666	26.490	20.966	156.09	1:32.123
6	44.110	26.734	21.045	145.22	1:31.889
7	44.511	26.850	21.100	144.09	1:32.461
8	44.693	27.010	21.087	144.21	1:32.790
9	44.411	26.787	21.123	144.51	1:32.321
10	44.721	27.042	21.105	144.18	1:32.869
11	44.780	26.954	21.082	144.88	1:32.815
12	44.439	26.694	20.887	148.03	1:32.020
13	44.939	26.729	21.174	147.55	1:32.841
14	44.763	27.084	21.166	144.58	1:33.013
15	44.738	26.818	21.100	144.27	1:32.656

16	44.692	26.953	21.278	143.51	1:32.923
17	45.070	27.074	21.222	144.94	1:33.367
18	45.045	26.939	21.294	143.30	1:33.277

AVG	45.365	26.887	21.123	137.66	1:32.992
IDEAL	44.110	26.490	20.887	156.09	1:31.487

54 James Cohrs
Yamaha YZF-R6

LAP	SEG 1	SEG 2	SEG 3	SPEED	LAPTIME
0	1:04.904	36.021	5:15.675	-	6:56.600
0	53.239	37.729	1:24.282	73.66	2:55.250
1	50.593	27.492	21.156	76.72	1:39.241
2	45.508	27.132	21.065	146.85	1:33.706
3	45.358	27.105	20.853	145.22	1:33.316
4	44.945	26.745	21.018	145.78	1:32.707
5	45.007	26.976	21.010	153.32	1:32.994
6	45.131	27.168	20.828	145.78	1:33.127
7	45.197	27.050	21.054	145.97	1:33.301
8	44.991	27.053	20.885	146.44	1:32.929
9	44.664	26.828	20.733	146.28	1:32.225
10	44.645	26.986	21.093	145.41	1:32.724
11	44.890	27.894	21.207	145.35	1:33.991
12	45.437	27.303	21.202	138.95	1:33.942
13	45.193	27.197	21.101	144.33	1:33.491
14	45.281	27.229	21.306	143.42	1:33.817
15	45.491	27.334	21.235	144.73	1:34.060
16	45.561	27.598	21.293	143.36	1:34.451
17	45.340	27.605	21.288	143.45	1:34.233
18	45.785	27.377	21.104	143.30	1:34.266
AVG	45.908	27.226	21.080	137.81	1:33.807
IDEAL	44.645	26.745	20.733	153.32	1:32.123

56 Austin Dehaven
Yamaha YZF-R6

LAP	SEG 1	SEG 2	SEG 3	SPEED	LAPTIME
0	58.531	28.945	4:57.182	-	6:24.657
0	51.670	39.816	1:26.255	53.81	2:57.741
1	2:49.131	39.974	2:16.318	-	5:45.423 P
AVG	55.100	28.945	1:26.255	53.81	2:57.741
IDEAL	51.670	28.945	1:26.255	53.81	2:46.870

68 Dustin Dominguez
Kawasaki Ninja ZX-6R

LAP	SEG 1	SEG 2	SEG 3	SPEED	LAPTIME
0	5:55.471	36.171	5:19.301	-	-
0	53.334	42.727	1:24.071	44.95	3:00.131
AVG	53.334	39.449	1:24.071	44.95	3:00.131
IDEAL	53.334	42.727	1:24.071	44.95	3:00.131

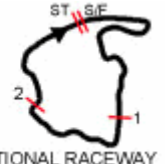
71 Hunter Propst
Suzuki GSX-R600

LAP	SEG 1	SEG 2	SEG 3	SPEED	LAPTIME
0	1:10.684	37.068	5:23.062	-	7:10.814
0	53.248	39.551	1:21.608	66.56	2:54.406
1	52.243	28.458	22.173	73.16	1:42.873
2	46.627	28.440	22.213	145.53	1:37.279
3	46.940	28.617	22.640	144.51	1:38.196

P - lap ended in the pits - lap ended on a red flag Average laptime is the average of laptimes within 120% of the rider's fastest lap in this session

AMA PRO ROAD RACING
SUZUKI WHITE LIGHTNING AMA PRO SUPERBIKE NATIONALS
VIRGINIA INTERNATIONAL RACEWAY - ALTON, VA
ROUND 14 OF 19 - AUGUST 13-15, 2010

8C



VIRGINIA INTERNATIONAL RACEWAY

AMA Pro SuperSport East

INDIVIDUAL TIMES - SUPERSPORT RACE 1

71 Hunter Propst
Suzuki GSX-R600

LAP	SEG 1	SEG 2	SEG 3	SPEED	LAPTIME
4	46.891	28.388	22.320	143.69	1:37.599
5	47.207	28.351	22.406	151.41	1:37.965
6	47.727	28.263	22.299	143.39	1:38.289
7	47.485	29.131	22.474	143.42	1:39.091
8	47.515	28.613	22.271	140.26	1:38.399
9	47.481	28.633	1:53.196	143.15	3:09.310 P
10	54.061	28.324	22.234	-	1:44.619
11	46.791	28.684	22.273	143.45	1:37.748
12	47.466	29.363	22.059	141.93	1:38.888
13	48.878	29.526	2:20.248	143.63	3:38.652 P
14	56.426	28.863	22.683	-	1:47.972
15	48.754	29.810	24.476	139.95	1:43.040
AVG	48.205	28.829	22.550	143.43	1:40.361
IDEAL	46.627	28.263	22.059	151.41	1:36.948

72 Miles Thornton
Yamaha YZF-R6

LAP	SEG 1	SEG 2	SEG 3	SPEED	LAPTIME
0	5:58.383	35.320	5:23.063	-	-
0	51.390	37.107	1:30.117	59.27	2:58.613
1	50.054	26.858	20.926	56.16	1:37.838
2	44.577	26.665	20.796	151.89	1:32.038
3	44.436	26.898	20.658	152.60	1:31.992
4	44.351	26.479	20.705	152.29	1:31.535
5	43.829	26.324	20.567	160.58	1:30.721
6	44.053	26.563	20.764	151.82	1:31.380
7	44.507	26.584	20.742	152.63	1:31.833
8	43.968	26.054	20.505	150.08	1:30.527
9	43.860	26.232	20.562	149.98	1:30.654
10	44.091	26.149	20.509	150.35	1:30.748
11	43.851	26.218	20.437	151.15	1:30.506
12	43.996	25.965	20.606	151.82	1:30.566
13	43.993	26.105	20.711	149.06	1:30.808
14	44.238	26.254	20.679	148.74	1:31.171
15	43.934	26.120	20.671	151.15	1:30.724
16	44.157	26.060	20.611	148.45	1:30.828
17	44.085	26.629	20.700	149.00	1:31.414
18	43.729	26.257	20.559	149.00	1:30.544
AVG	44.795	26.356	20.650	141.37	1:31.435
IDEAL	43.729	25.965	20.437	160.58	1:30.131

73 J. D. Beach
Yamaha YZF-R6

LAP	SEG 1	SEG 2	SEG 3	SPEED	LAPTIME
0	1:10.229	36.664	5:09.501	-	6:56.394
0	53.796	39.695	1:26.856	47.04	3:00.346
1	47.371	25.969	20.361	47.13	1:33.700
2	43.522	26.355	20.447	147.93	1:30.324
3	43.117	25.993	20.390	148.80	1:29.500
4	43.011	25.705	20.216	149.49	1:28.932
5	43.299	26.024	20.279	158.12	1:29.602
6	43.008	25.853	20.170	148.90	1:29.030

7	42.795	25.782	20.301	150.11	1:28.878
8	42.979	25.923	20.222	150.31	1:29.125
9	43.116	26.026	20.151	151.31	1:29.292
10	42.982	25.902	20.326	150.51	1:29.210
11	43.208	26.099	20.327	149.82	1:29.634
12	43.249	26.499	20.215	151.48	1:29.963
13	43.214	26.130	20.312	149.98	1:29.656
14	43.364	25.923	20.325	149.62	1:29.611
15	43.250	26.279	20.400	150.48	1:29.930
16	43.577	26.206	20.323	150.11	1:30.106
17	43.342	26.188	20.468	149.49	1:29.997
18	43.618	26.519	21.074	149.69	1:31.211
AVG	43.411	26.061	20.348	140.02	1:29.820
IDEAL	42.795	25.705	20.151	158.12	1:28.650

75 Huntley Nash
Yamaha YZF-R6

LAP	SEG 1	SEG 2	SEG 3	SPEED	LAPTIME
0	53.952	30.638	5:08.369	-	6:32.958
0	49.073	28.072	1:41.919	54.01	2:59.065
1	47.244	26.477	20.272	55.34	1:33.994
2	43.794	26.313	20.336	151.35	1:30.442
3	43.412	26.364	20.410	151.52	1:30.185
4	43.489	26.284	20.466	151.28	1:30.239
5	43.420	26.186	20.441	160.84	1:30.047
6	43.717	26.315	20.507	151.68	1:30.539
7	43.483	26.375	20.453	151.18	1:30.311
8	43.522	26.434	20.380	151.72	1:30.336
9	43.530	26.234	20.417	151.21	1:30.182
10	43.950	26.485	20.541	151.18	1:30.976
11	43.559	26.302	20.451	150.64	1:30.312
12	43.835	26.532	20.557	151.05	1:30.924
13	44.021	26.628	20.624	151.62	1:31.272
14	43.629	26.341	20.531	150.88	1:30.502
15	43.624	26.267	20.441	150.91	1:30.332
16	43.407	26.430	20.564	151.18	1:30.402
17	43.418	26.430	20.420	151.25	1:30.269
18	43.835	26.349	20.420	151.95	1:30.605
AVG	44.103	26.673	20.457	141.62	1:30.659
IDEAL	43.407	26.186	20.272	160.84	1:29.866

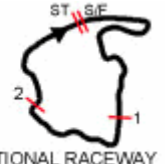
77 Eric Stump
Yamaha YZF-R6

LAP	SEG 1	SEG 2	SEG 3	SPEED	LAPTIME
0	1:05.017	37.598	5:16.499	-	6:59.114
0	51.958	39.249	1:25.752	66.83	2:56.959
1	49.571	27.121	20.827	68.23	1:37.519
2	44.718	26.614	20.786	152.26	1:32.117
3	44.440	26.845	20.561	152.84	1:31.846
4	44.539	26.401	20.579	153.46	1:31.519
5	44.244	26.430	20.670	158.67	1:31.343
6	44.055	26.529	20.713	149.65	1:31.297
7	44.200	26.757	20.754	150.35	1:31.711
8	44.367	26.604	20.756	150.38	1:31.726
9	44.228	26.642	21.057	151.52	1:31.927
10	44.524	26.544	20.735	148.38	1:31.802

P - lap ended in the pits - lap ended on a red flag Average laptime is the average of laptimes within 120% of the rider's fastest lap in this session

AMA PRO ROAD RACING
SUZUKI WHITE LIGHTNING AMA PRO SUPERBIKE NATIONALS
VIRGINIA INTERNATIONAL RACEWAY - ALTON, VA
ROUND 14 OF 19 - AUGUST 13-15, 2010
AMA Pro SuperSport East

8C



VIRGINIA INTERNATIONAL RACEWAY

INDIVIDUAL TIMES - SUPERSPORT RACE 1

77 Eric Stump
Yamaha YZF-R6

LAP	SEG 1	SEG 2	SEG 3	SPEED	LAPTIME
11	44.939	26.808	20.704	149.00	1:32.451
12	45.120	26.996	20.833	148.09	1:32.949
13	44.545	26.683	20.739	151.35	1:31.967
14	45.211	26.931	20.906	143.33	1:33.048
15	44.732	26.556	20.776	149.03	1:32.063
16	44.352	26.438	20.868	148.67	1:31.658
17	44.325	26.488	20.978	148.80	1:31.790
18	44.288	26.356	20.918	148.38	1:31.561
AVG	44.689	26.657	20.840	148.33	1:32.186
IDEAL	44.055	26.356	20.561	158.67	1:30.971

82 Daniel Guevara
Suzuki GSX-R600

LAP	SEG 1	SEG 2	SEG 3	SPEED	LAPTIME
0	1:08.937	38.136	5:11.199	-	6:58.272
0	54.315	38.678	1:24.315	59.75	2:57.307
1	48.425	26.439	20.986	59.61	1:35.851
2	44.830	26.414	21.109	144.76	1:32.353
3	44.564	26.342	21.259	145.78	1:32.164
4	44.363	26.643	20.846	144.98	1:31.852
5	44.085	26.420	20.820	155.70	1:31.325
6	44.385	26.479	20.890	146.53	1:31.754
7	44.542	26.452	21.303	148.29	1:32.297
8	44.216	26.681	20.938	148.84	1:31.835
9	44.233	26.554	21.193	147.20	1:31.980
10	44.345	26.528	20.945	145.97	1:31.818
11	44.702	26.627	20.983	146.00	1:32.311
12	45.002	26.751	20.969	144.45	1:32.722
13	44.455	26.771	21.014	146.34	1:32.240
14	45.157	27.383	21.269	146.19	1:33.808
15	45.220	26.599	21.096	147.58	1:32.914
16	44.768	26.831	21.185	147.71	1:32.784
17	44.763	26.868	21.027	146.47	1:32.658
18	44.636	26.783	20.929	147.13	1:32.348
AVG	44.816	26.643	21.042	137.86	1:32.501
IDEAL	44.085	26.342	20.820	155.70	1:31.247

97 Nicholas Hansen
Suzuki GSX-R600

LAP	SEG 1	SEG 2	SEG 3	SPEED	LAPTIME
0	59.681	30.730	4:42.553	-	6:12.964
0	52.530	39.085	1:26.109	58.20	2:57.724
1	49.225	26.686	20.891	61.61	1:36.802
2	44.673	26.840	20.975	150.54	1:32.487
3	44.813	26.461	20.816	149.95	1:32.090
4	43.929	26.459	21.035	149.72	1:31.423
5	44.215	26.294	20.563	157.10	1:31.071
6	44.278	25.971	20.762	149.33	1:31.011
7	43.990	26.050	20.548	147.32	1:30.588
8	44.200	26.151	20.686	147.58	1:31.038
9	44.216	26.189	20.833	147.68	1:31.238
10	44.011	26.278	20.965	146.56	1:31.255

11	43.880	26.180	20.749	145.91	1:30.810
12	44.405	26.130	20.595	147.71	1:31.130
13	43.828	26.175	20.500	147.61	1:30.503
14	44.411	26.252	20.693	148.41	1:31.356
15	44.330	26.036	20.630	149.82	1:30.997
16	43.863	26.339	20.766	148.12	1:30.967
17	43.912	26.841	20.799	148.29	1:31.552
18	43.977	26.369	20.885	147.71	1:31.231
AVG	44.828	26.531	20.760	139.75	1:31.493
IDEAL	43.828	25.971	20.500	157.10	1:30.299

314 Charlie Long
Suzuki GSX-R600

LAP	SEG 1	SEG 2	SEG 3	SPEED	LAPTIME
0	1:06.450	36.222	5:24.322	-	7:06.994
0	54.091	37.880	1:23.885	74.07	2:55.856
1	52.056	28.395	22.151	71.95	1:42.603
2	46.727	28.206	21.984	145.01	1:36.917
3	45.991	28.142	22.015	145.01	1:36.148
4	45.826	28.145	21.590	143.96	1:35.562
5	1:04.049	28.751	21.866	152.09	1:54.667
6	45.435	27.975	21.614	143.45	1:35.024
7	45.527	27.991	21.532	143.84	1:35.050
8	45.803	27.950	21.438	144.12	1:35.190
9	46.558	28.307	22.001	145.32	1:36.865
10	45.352	27.583	21.458	144.24	1:34.392
11	45.309	28.000	21.490	143.09	1:34.799
12	45.142	27.595	21.556	144.85	1:34.293
13	45.876	27.815	21.620	144.03	1:35.310
14	45.811	28.009	22.114	144.85	1:35.935
15	46.453	28.415	21.691	142.67	1:36.559
16	46.265	28.540	21.824	144.73	1:36.629
17	46.322	28.121	21.935	146.19	1:36.378
AVG	46.738	28.114	21.758	136.86	1:36.103
IDEAL	45.142	27.583	21.438	152.09	1:34.163

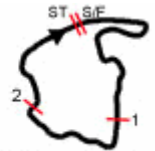
700 David Gaviria
Kawasaki Ninja ZX-6R

LAP	SEG 1	SEG 2	SEG 3	SPEED	LAPTIME
0	5:54.473	37.160	5:17.313	-	-
0	54.144	42.056	1:20.812	64.77	2:57.012
1	49.636	26.821	20.842	67.05	1:37.300
2	44.729	26.412	20.816	149.62	1:31.957
3	44.697	26.776	20.813	152.70	1:32.285
4	44.356	26.284	20.992	150.05	1:31.632
5	45.201	26.692	20.807	157.65	1:32.700
6	44.303	26.502	20.712	148.80	1:31.517
7	44.076	26.624	20.825	149.06	1:31.524
8	44.402	26.597	20.870	149.82	1:31.869
9	44.586	26.904	21.167	149.82	1:32.657
10	44.635	26.493	20.847	149.03	1:31.975
11	44.474	26.843	21.131	148.45	1:32.447
12	44.764	26.739	20.901	148.84	1:32.405
13	44.385	26.560	20.899	148.45	1:31.844
14	44.494	26.745	20.947	148.09	1:32.185
15	44.499	26.869	21.215	151.38	1:32.583

P - lap ended in the pits - lap ended on a red flag Average laptime is the average of laptimes within 120% of the rider's fastest lap in this session

AMA PRO ROAD RACING
 SUZUKI WHITE LIGHTNING AMA PRO SUPERBIKE NATIONALS
 VIRGINIA INTERNATIONAL RACEWAY - ALTON, VA
 ROUND 14 OF 19 - AUGUST 13-15, 2010
AMA Pro SuperSport East

8C



VIRGINIA INTERNATIONAL RACEWAY

INDIVIDUAL TIMES - SUPERSPORT RACE 1

700 David Gaviria
 Kawasaki Ninja ZX-6R

LAP	SEG 1	SEG 2	SEG 3	SPEED	LAPTIME
16	44.570	26.631	20.862	146.63	1:32.063
17	44.505	26.846	21.034	147.55	1:32.385
18	44.690	26.957	21.156	146.82	1:32.802
AVG	44.588	26.811	21.017	147.00	1:32.417
IDEAL	44.076	26.284	20.712	157.65	1:31.072



- lap ended in the pits



- lap ended on a red flag

Average laptime is the average of laptimes within 120% of the rider's fastest lap in this session